

Quads



## Auburn University Marching Band

Dear Prospective Drum Line Member,

Thank you for your interest in the 2009 Auburn Drum Line! The Auburn University Marching Band has a proud tradition of excellent performances and great school spirit, and we are excited to have you become a part of that tradition.

The AUMB is looking for fine players who are dedicated, responsible, and hard working. During the course of the audition process we will ask you to do things that may be new or may seem different from the way you've learned them previously – please be flexible and keep an open mind. You will find that there are multiple ways to play, and many of them can be considered “correct.” We simply ask that you do your best to learn our way, so that we can do things as a team. Many people ask what is required to make the line - the answer is to have a great attitude, work hard, and always do your best.

During the course of the first weekend you will play individually, with the section you're auditioning for, and with the line as a whole. We typically have more people audition than we have instruments for. For this reason we ask that you have a first choice and a second choice of instruments to audition on. We will do our best to honor first requests, but the main priority is to place people where we can utilize their strengths.

Included in this packet are audition exercises and music. Please learn this music before coming to camp; we will use it to teach technique, drumming concepts, etc. Regardless of how easy or hard the music looks, you should emphasize accurate playing. This means correct heights, correct pitches, accurate note placement, exact diddle interpretation, steady tempo (practice with a metronome), sound quality, and consistency. Also, those auditioning for snare, quads, bass, or cymbals must be ready to mark time correctly to the exercises/music.



Here's a list, by instrument, of what you should expect to be ready for:

#### Snare

- Rudiments – you can play them in the context of exercises you already know, or separately
- Sight-reading
- Prepare all the exercises and music in the snare packet marking time

#### Quads

- Rudiments – you can play them in the context of exercises you already know, or separately. You can play them on one drum, or around if you like.
- Sight-reading
- Prepare all the exercises and music in the quad packet marking time

#### Bass

- Rudiments
- Sight-reading
- Prepare all the exercises and music in the bass packet marking time. Learn the part of the drum you're auditioning for. Drum #1 (smallest) is above the staff, #2 is the note below that, etc. Notes on the middle line are unisons.

#### Cymbals

- Rudiments
- Sight-reading
- Prepare all the exercises and music in the cymbal packet marking time. If you are unfamiliar with cymbal technique or how to produce the sounds listed, just learn the rhythms (clapping works pretty well) while marking time.

#### Keyboards

- Major and minor scales
- Sight-reading
- Prepare all the exercises in the keyboard packet. Prepare both the 2 and 4 mallet versions if you are able. If you don't play 4 mallets, just learn the 2 mallet part. We may learn a small keyboard ensemble at the camp if we have time, but you will be assigned parts for that after you arrive.

Everyone planning to attend the audition in June should fill out the intent form on the AU Band website. The intent forms will let us know how many people to expect at the camp.

We are looking forward to meeting you! The Auburn Drum Line is a great performing ensemble, but we are also good friends. We want this activity to be fun as well as educational. So come ready to work hard and have a great time!



## **Schedule**

The drum line auditions will take place according to the following schedule:

### **June 11-13 audition camp** (Goodwin Music Building Room #134 – band room)

Friday, June 12<sup>th</sup>

12:00-1:00 check-in  
1:00-1:30 introductory meeting  
1:30-5:00 rehearsal  
5:00-6:30 dinner  
6:30-9:00 rehearsal

Saturday, June 13<sup>th</sup>

9:00-12:00 rehearsal  
12:00-1:00 lunch  
1:00-5:00 rehearsal  
5:00-6:00 dinner  
6:00-9:00 rehearsal

Sunday, June 14<sup>th</sup>

9:00-12:00 rehearsal  
12:00-1:00 final meeting

### **August 5-6 final section auditions** (Goodwin Music Building Room #134 – band room)

Thursday, August 5<sup>th</sup>

10:00-12:00 – snares  
1:30-3:30 – quads  
5:00-7:00 – basses

Friday, August 6<sup>th</sup>

10:00-12:00 – front ensemble  
2:00 - 4:00 – cymbals

### **August 7-17 Preseason Camp**

Schedule TBA



## **Audition Fee**

A one time, non refundable audition fee of \$25 is due at check in (12:00 on Friday). Please make checks payable to AUMB (Auburn University Marching Band).

## **Food/Housing**

Food and housing are not provided for the auditions – please plan accordingly. We can usually accommodate some out-of-town people with in-town people: please contact Dr. Rosener if you would like to pursue this option.



### **What to bring**


Please plan to have the following at the audition camp:

- Sticks/mallets
- Practice pad
- Metronome – for individual practice (optional)
- 3 ring binder with audition music, camp schedule, etc. in plastic sheet protectors
- Audition fee - \$25 (cash or check payable to AUMB)
- Tennis shoes (no sandals – no exception)
- Sunscreen
- Hot weather clothes – we will be outside in the humidity most of the time
- Money for food



**Questions? Call Dr. Doug Rosener at 334.844.3160 or email at [rosendb@auburn.edu](mailto:rosendb@auburn.edu).**

# Auburn Drumline 2010 Exercises



8S (play at 3,6,9,12", crescendo, decrescendo each hand)

8S (play at 3,6,9,12", crescendo, decrescendo each hand)

Handwritten musical notation for exercise 8S, consisting of two staves. The first staff is in common time (C) and contains five measures of eighth-note patterns. The second staff starts at measure 6 and contains four measures of eighth-note patterns. Handwritten labels 'R' and 'L' are placed below the notes to indicate right and left hand parts.

## Taps

Handwritten musical notation for the 'Taps' section, consisting of six staves. The first staff is in 6/4 time and contains four measures of eighth-note patterns with accents (>). The second staff is in common time (C) and contains four measures of eighth-note patterns with accents (^). The third staff is in 3/4 time and contains four measures of eighth-note patterns with accents (>). The fourth staff is in common time (C) and contains four measures of eighth-note patterns with accents (>). The fifth staff is in common time (C) and contains four measures of eighth-note patterns with accents (^). The sixth staff is in common time (C) and contains four measures of eighth-note patterns with accents (^). Handwritten labels 'R' and 'L' are placed below the notes. A box containing the letter 'A' is located at the end of the sixth staff.

Handwritten rhythmic patterns below the staves:

Staff 3: R L R L L R L R R R L R L R R L L L R R R L L L R R R

Staff 4: L L L R R R L L L R L R R L R L R R R L R L L L R L R L L L R L R R R R R R R

### Rebounds

29   
 R L

33   
 R L

37   
 R L RRRL RRRRLLLRLLLL R

### Triplet Accent (also add diddles and flams on 1st, 2nd, 3rd partial)

43   
 12/8 6/8

49   
 9/8

54   
 12/8

### AU Spree

57


61   
 R R L L L R R R L L L R R L L R R L L


65   
 R L L R R L L R R L L R L R R L R L R R L


69   
 L R L L R L R R L R L L


72   
 R L R R L L R L R R L L R R R L L L R R R L L L R


**Pudda**

75 

79 

83 

87 

90 


**Triplet Diddle**

96 

100 

103 

106 

109 

### Fred's Flammables

106  $\text{♩} = 120$



R L R R L R L R L R L L R L R L R L R L R L R R L R L R L R L L

108



R L R L R R L R L R L L R L R L R R L R L R L L R L R L R L R L L R L R L R L R L L R L R L R

111



L R R L skank L R R R L L R L R L R L R L L R L R L R L R L R R L R L R L R L R L R L R L R L



# Auburn Drumline Grooves/Stand Jams

## S.J. #7 - Second Line

trad/Doug Rosener

♩=100, swing all 8ths

R L L R

R R R L L R R R L L L

R R L L R L L R L R R L L L R R L L L R R L L L R R L L L

R R L L R L L R L R R L L L etc. R L R L

R L L R R L R R L R L L

R L R R L L R L R



# Joe's Jam

Joe Murfin

Musical staff 1: Quint Toms notation, measures 1-5. Includes dynamic marking *mp* and accents.

Musical staff 2: Quint Toms notation, measures 6-10. Includes "skanks" marking, triplet and sextuplet markings, and drum notation R R L L R R L L.

Musical staff 3: Quint Toms notation, measures 10-14. Includes boxed measure numbers 10 and 14, "rim" marking, triplet marking, and drum notation R L R R L.

Musical staff 4: Quint Toms notation, measures 17-20. Includes dynamic marking *mf* and drum notation R L R R L R R L R R L L R R L R R L R.

Musical staff 5: Quint Toms notation, measures 20-24. Includes dynamic marking *f* and drum notation R R L L R R L L R.

Musical staff 6: Quint Toms notation, measures 24-27. Includes boxed measure number 24 and drum notation R R L L R L R R L R L L L L.

Musical staff 7: Quint Toms notation, measures 27-30. Includes sextuplet marking and drum notation R L R R L L R R L L R R L R L L L L.

Musical staff 8: Quint Toms notation, measures 30-34. Includes triplet and sextuplet markings, and drum notation L L R R L L R R L R R.