


Aura Muunta

Michael Hedges

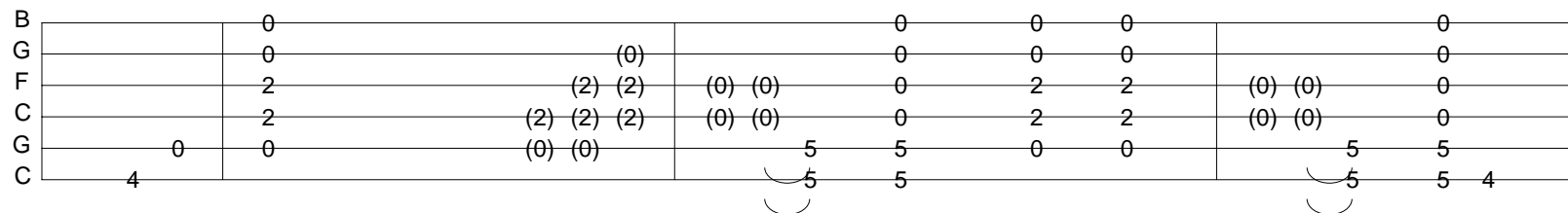
Music by Michael Hedges
From the recording ORACLE
Transcribed by Dan Mott and Jim Roosa

SECTION A



Musical notation for Section A, consisting of five staves (B, G, F, C, G) and a bottom C staff. The notation includes various fingerings and rests. The first measure shows a double bar line with a dot on the F staff. The second measure has a dot on the F staff and a '2' on the C staff. The third measure has '(2)' on the C staff and '2' on the C staff. The fourth measure has '0' on the C staff and '0' on the C staff. The fifth measure has '5' on the G staff and '5' on the C staff. The sixth measure has '5' on the G staff and '5' on the C staff. The seventh measure has '5' on the G staff, '5' on the C staff, and '4' on the C staff. The eighth measure has '0' on the G staff and '0' on the C staff. The ninth measure has '2' on the C staff. The tenth measure has '5' on the G staff, '5' on the C staff, and '4' on the C staff. The eleventh measure has '5' on the G staff, '5' on the C staff, and '0' on the C staff. The twelfth measure has '0' on the G staff and '0' on the C staff.

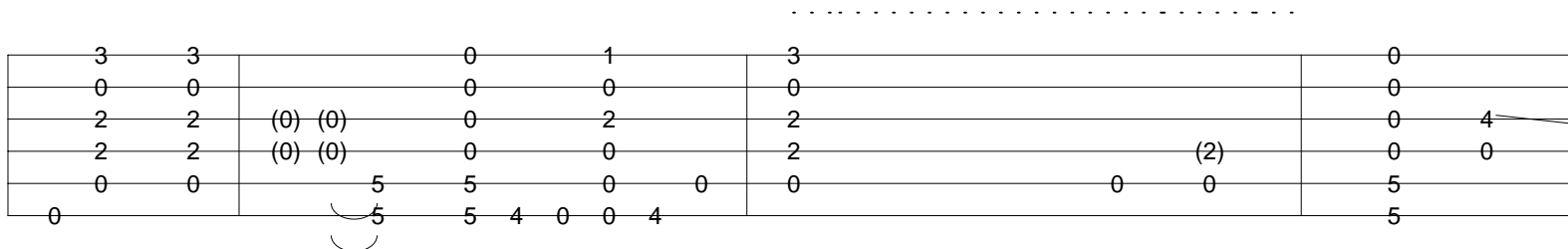
PLAY SOFTLY WITH THUMB, OR USE A PICK AND DEADEN THE STRINGS WITH PALMThumb



Musical notation for Section B, consisting of five staves (B, G, F, C, G) and a bottom C staff. The notation includes various fingerings and rests. The first measure has '0' on the B staff and '4' on the C staff. The second measure has '0' on the B staff, '0' on the G staff, '2' on the F staff, and '2' on the C staff. The third measure has '(0)' on the G staff, '(2)' on the F staff, and '(2)' on the C staff. The fourth measure has '(0) (0)' on the F staff, '(0) (0)' on the C staff, and '5' on the G staff. The fifth measure has '0' on the B staff, '0' on the G staff, '2' on the F staff, and '2' on the C staff. The sixth measure has '0' on the B staff, '0' on the G staff, '2' on the F staff, and '2' on the C staff. The seventh measure has '0' on the B staff, '0' on the G staff, '(0) (0)' on the F staff, and '(0) (0)' on the C staff. The eighth measure has '5' on the G staff. The ninth measure has '5' on the G staff. The tenth measure has '5' on the G staff and '4' on the C staff. There are curved lines under the '5' notes in the eighth and ninth measures.

Let Ring

SECTION B



Musical notation for Section B continuation, consisting of five staves (B, G, F, C, G) and a bottom C staff. The notation includes various fingerings and rests. The first measure has '3' on the B staff, '0' on the G staff, '2' on the F staff, '2' on the C staff, and '0' on the G staff. The second measure has '3' on the B staff, '0' on the G staff, '(0) (0)' on the F staff, '(0) (0)' on the C staff, and '0' on the G staff. The third measure has '0' on the B staff, '0' on the G staff, '0' on the F staff, '0' on the C staff, and '5' on the G staff. The fourth measure has '1' on the B staff, '0' on the G staff, '0' on the F staff, '2' on the C staff, and '0' on the G staff. The fifth measure has '3' on the B staff, '0' on the G staff, '2' on the F staff, '2' on the C staff, and '0' on the G staff. The sixth measure has '0' on the B staff, '0' on the G staff, '0' on the F staff, '0' on the C staff, and '0' on the G staff. The seventh measure has '0' on the B staff, '0' on the G staff, '0' on the F staff, '0' on the C staff, and '0' on the G staff. The eighth measure has '0' on the B staff, '0' on the G staff, '0' on the F staff, '0' on the C staff, and '0' on the G staff. The ninth measure has '0' on the B staff, '0' on the G staff, '0' on the F staff, '0' on the C staff, and '0' on the G staff. The tenth measure has '0' on the B staff, '0' on the G staff, '0' on the F staff, '0' on the C staff, and '0' on the G staff. There are curved lines under the '5' notes in the third and fourth measures.

B G F C G C

			0					0			
			0					0			
2								4	2		
0			5	5			0	0	0		
X		0	5	5	7	9		5	X		0
4	4		5	5	5	0		5	4	(4)	0

B G F C G C

						0					
						0					
						0	4	2			
					0		0	0		5	5
5	5	5	7	(0)	9	9	9			5	5
5	5	5	(5)	0		0		X		5	5
									0		7
							5	4	4		7
										5	5
										5	5
											X
											X
											7
											7

SECTION C

N.H.

B G F C G C

												5
						7						0
						7	7					7
7	7		9	9		7	7		5	5	5	7
7	7	9	10		9	9		7	7	7	7	9
7	7		9	9	0	7	9		5	5	5	7
												7
												7
												0
												0
												0
												0
												0
												0
												0

	6	5		0				1	1		5		6
	7	0		0				0	2	0	0		7
	7	7		9				2	2		7		7
	0	(0)		0				0	0		0		0
	0	(0)		0				0	(0)		0		0
	0	0	0	(0)		(0)		0	0	(0)	0		0

B	5	0					5					6	5	0		
G	0	0	1	1			0					7	0	0		
F	7	9	0	2	0			0					7	0	0	
C	0	0	2	2			7					7	7	9		
G	0	0	0	0			0					0	0	0		
G	(0)	(0)	0	0	(0)	0			0					0	(0)	(0)
C	(0)	(0)	0	0	(0)	0			0	0	0	0	(0)	(0)	0	

.....

B	1	1					1	1	3	5					
G	0	2	0			0	0	0	0	5	5	7	9	10	(0)
F	2	2			0	0	0	2			0	0	7	7	11
C	0	0			0	0	(0)	0			0	0	0	(0)	12
G	0	(0)	X	X	X	X			x			0	(0)	10	
C	0	(0)	0	2	2	(2)	4			5			0	(0)	10

.....

B													1	1	3	
G													0	0	0	
F	9	9											0	0	0	
C	10	10											0	0	0	
G	10	10	10	10	(9)	9	9	9	(7)	7	7	7	0	X	X	X
C	10	10	9	9	9	(7)	7	7	7	(5)	5	5	5	0	2	(2)

.....

5									3	0	(0)	
0	5	5	7	9					9	0	0	(0)
2	0	0	7	7					11	4	2	7
0	0	0	0					9	4	2	9	
X	x							4	4	2	9	
4	5							11	0	4	4	9

Repeat from Top SECTION A

B
G
F
C
G
C

PLAY SOFTLY WITH THUMB, OR USE A PICK AND DEADEN THE STRINGS WITH PALM

B
G
F
C
G
C

Thumb

Let Ring

B
G
F
C
G
C

Repeat Out

B
G
F
C
G
C