

Champagne Supernova

Words & Music by Noel Gallagher

♩ = 78



The first system of piano accompaniment features a treble and bass clef. The treble clef part consists of a series of chords and eighth notes, while the bass clef part provides a steady eighth-note bass line. The key signature is A major (three sharps).

1.



2.



The second system includes a vocal line and piano accompaniment. The vocal line starts with a rest, followed by a melodic phrase. The piano accompaniment continues with chords and eighth notes. The lyrics are: "How ma - ny spe - cial peo - ple change,-".

How ma - ny spe - cial peo - ple change,-



The third system continues the vocal and piano accompaniment. The vocal line has a melodic line with lyrics. The piano accompaniment provides harmonic support. The lyrics are: "how ma - ny lives are liv - ing strange,- where were you— while we were get - ting high,-".



how ma - ny lives are liv - ing strange,-

where were you— while we were get - ting high,-


A/E  A  A/G 



slow-ly walk-ing down—the hall— fast-er than— a can-non ball,—




A/F#  A/E 




where were you— while we were get-ting high.— Some day you will




A  A/G 



find me caught be-neath—the land-slide, in a cham-




A/F#  A/E  A 




- pagne su-per-no-va in the sky.— Some day you will find me caught be-neath—the land-




A/G  A/F# 




slide, in a cham - pagne su - per - no - va, a



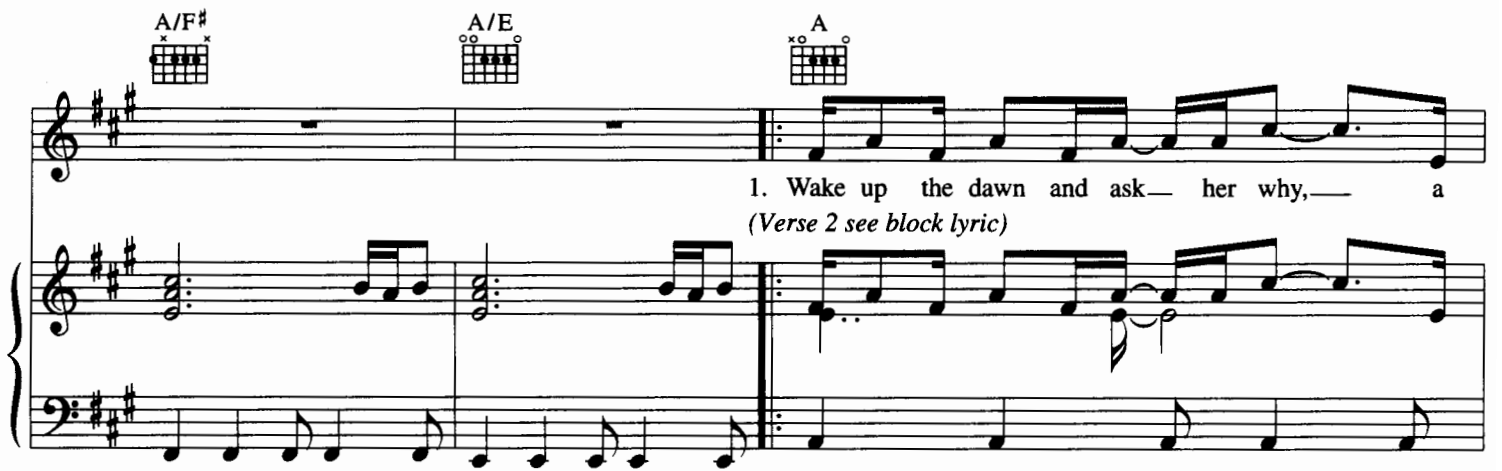
A/E  A  A/G 



cham-pagne su - per - no - va in the sky. —




A/F#  A/E  A 


1. Wake up the dawn and ask — her why, — a
(Verse 2 see block lyric)



A/G  A/F# 



dream - er dreams — she ne - ver dies, — wipe that tear a - way — now from your eyes..



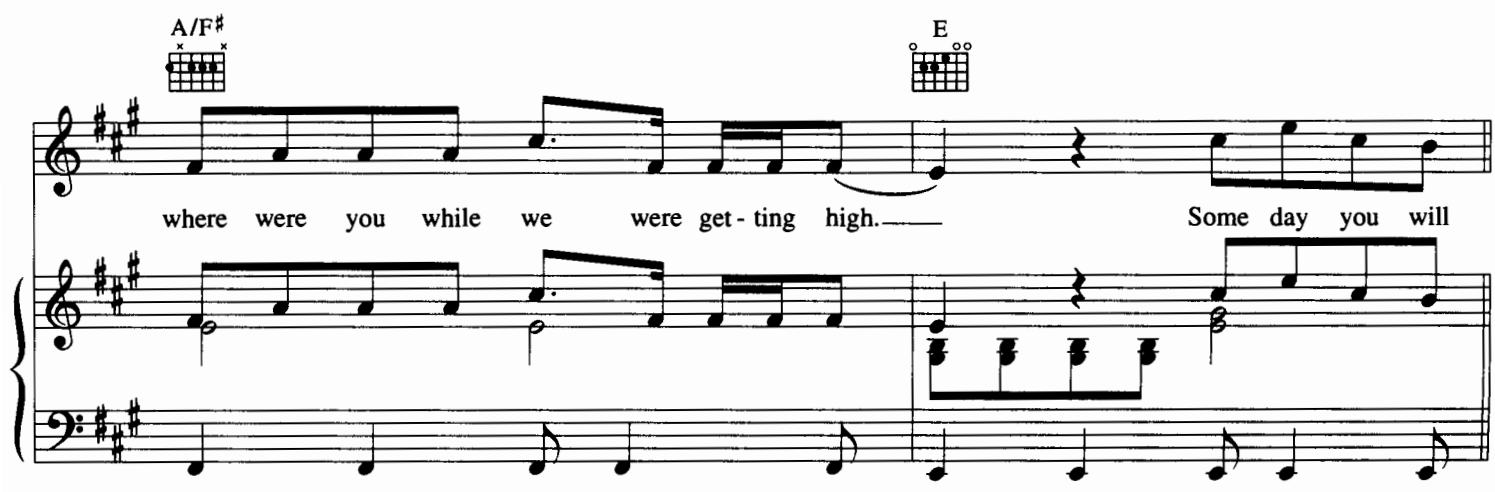
A/E  A  A/G 



Slow-ly walk - ing down - the hall, — fast - er than — a can - non ball, —




A/F#  E 


where were you while we were get - ting high. — Some day you will



A  A/G 

find me caught be - neath — the land - slide, — in a cham -



A/F#  A/E  A 

- pagne su - per - no - va in the sky. — Some day you will find me caught be - neath — the land -



A/G  A/F#  E 



- slide, in a cham - pagne su - per - no - va, a cham - pagne su - per - no - va. 'Cause




D 

peo - ple be - lieve that they're gon - na get a - way for the sum -



A  G 

- mer but you and I we live and die the



D  E  E7 

world's still spin - ning round, we don't know why, why, why, - why, why.



1.



Musical notation for the first system, measures 1-4. The treble clef has whole rests. The piano accompaniment features a rhythmic pattern of eighth notes in the bass and chords in the treble.



Musical notation for the second system, measures 5-8. The treble clef has whole rests. The piano accompaniment continues with eighth-note patterns and chords.



2.



Musical notation for the third system, measures 9-12. Measure 11 is the start of the second ending, marked with a double bar line and repeat dots. The piano accompaniment features a sequence of chords in the treble and eighth notes in the bass.



play 4 times

Musical notation for the fourth system, measures 13-16. The piano accompaniment features a sequence of chords in the treble and eighth notes in the bass. The system ends with a double bar line and repeat dots.



Musical notation for the first system, including treble and bass staves with chords and melodic lines.



Musical notation for the second system, including treble and bass staves with chords and melodic lines.



Musical notation for the third system, including treble and bass staves with chords and melodic lines.




How ma - ny spe - cial peo - ple change—

how ma - ny lives are liv - ing strange,—

Musical notation for the fourth system, including treble and bass staves with chords and melodic lines.

A/F#  A/E 



where were you— while we were get-ting high.— We were get-ting high,—

A  A/G 



we were get-ting high,— we were get-ting high,—

A/F#  A/E  *Repeat ad lib. to fade*



we were get-ting high,— we were get-ting high,—

Verse 2:
 How many special people change
 How many lives are living strange
 Where were you while we were getting high?
 Slowly walking down the hall
 Faster than a cannon ball
 Where were you while we were getting high?