

AIRBAG

Words and Music by
Thomas Yorke, Jonathan Greenwood, Philip Selway
Colin Greenwood and Edward O'Brien

$\text{♩} = 86$

Dm⁶₉
x⁰ x⁰ x⁰ 10fr

Aadd9
x⁰ x⁰ x⁰ 9fr

Dm⁶₉
x⁰ x⁰ x⁰ 10fr

Aadd9
x⁰ x⁰ x⁰ 9fr

Dm⁶₉
x⁰ x⁰ x⁰ 10fr

Aadd9

Dm⁶

Asus2

fig. 1

In the next

Aadd9

Aadd^{#11}₉

Asus⁴₂

world war in a jack - knifed jug - ger-naut,
 deep sleep of the in - no-cent,

fig. 1 continues *ad lib.*

2nd time

Aadd9
x0 x0 00 6fr



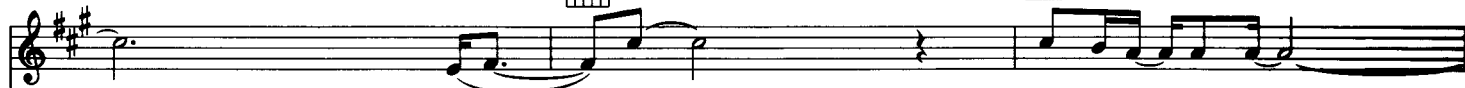
I am born a - gain. _____
I am born a - gain. _____

In the ne -
In a fast.





Aadd^{#11}₉
x0 x0 00 7fr

Asus⁴₂
x0 x0 00 7fr



on _____ sign, _____
Ger-man _____ car, _____

scrolling up and down, _____
I'm am - azed that I sur - vived, _____

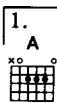




I am born a - gain. In an in -
 an air - bag saved my life.



- ter - stel - lar burst, I am back to save the un -



i - verse.

Dmadd9



A



Dmadd9



Musical notation for the first system, including guitar tablature and chord diagrams.

A



Dmadd9



In a deep

Musical notation for the second system, including guitar tablature and chord diagrams.

2.

Asus2



doubled *ad lib.* with slide guitar

Musical notation for the third system, including guitar tablature and chord diagrams.


B7




In an in - ter-stel - lar burst,




F#m




Esus4



E



I am back to save the un - i - verse.



A



B7




In an in - ter-stel - lar burst,




F#m



Esus4



E



I am back to save the un - i - verse.





[A]

Musical notation system 1: Treble clef, key signature of two sharps (F# and C#). The staff contains a whole note chord followed by rests. Below the staff, the text "effects ad lib." is written. The guitar tablature shows a whole note chord on the open strings (000000) followed by rests.

Musical notation system 2: Treble clef, key signature of two sharps. The staff contains a whole note chord followed by a melodic line with the lyrics "Ah,". The guitar tablature shows a sequence of notes: 3, 3, 2, 0, 3, 2, 2, 2, 2, 2, 2, 6, 5, 3, 2, 2, 5, 7.

Musical notation system 3: Treble clef, key signature of two sharps. The staff contains a whole note chord followed by a melodic line with the lyrics "Ah,". The guitar tablature shows a sequence of notes: 7, 8, 5, 6, 8, 6, 6, 5, 3, 2, 2, 2, 2, 2, 2, 4, 4, 5, 7, 8, 5, 8, 5, 5, 5, 6, 5.



Musical notation system 4: Treble clef, key signature of two sharps. The staff contains a whole note chord followed by a melodic line with the lyrics "Ah,". The guitar tablature shows a sequence of notes: 14, 12, 11, 12, 11, 14, 12, 11, 12, 11, 14, 12, 11, 12, 14, 12, 11, 12, 11, 14, 12, 11, 12.

Musical notation system 5: Treble clef, key signature of two sharps. The staff contains a melodic line. The guitar tablature shows notes: 9, 13, 9, 8, 7, 9, 5, 5, 0.

Dm⁶

Aadd9

Dm⁶

Melody line with lyrics: Ah, _____ Ah. _____

Electric guitar part with fret numbers: 14-12-11-12-11, 14-12-11-12-11, 14-12-11-12, 14-12-11-12-11, 14-12-11-12-11, 14-12-11-12, 14-12-11-12-11, 14-12-11-12-11, 14-12-11-12

Piano accompaniment with fret numbers: 1, 9, 7, 9, 5, 5, 12, 13, 8, 8, 7

Aadd9

Dm⁶

Asus2

Melody line with lyrics: _____

Electric guitar part with fret numbers: 14-12-11-12-11, 14-12-11-12-11, 14-12-11-12, 14-12-11-12-11, 14-12-11-12-11, 14-12-11-12-11, 14-12-11-12, 11

Piano accompaniment with fret numbers: 9, 10, 9, 5, 5, 0, 1, 8, 6, 7