






THIS LOVE


Words and Music by ADAM LEVINE
and JESSE CARMICHAEL



Moderately


G7/B  Cm  3fr






Fm7  Ddim7 



G7/B  Cm  3fr



Fm7  Ddim7 



G7/B



Cm



I was so high I did not recognize the fire burn - ing in
 I tried my best to feed her ap - pe - tite, keep her com - ing ev -

Fm



Ddim7



her eyes. The cha - os that con - trolled my mind.
 'ry night. So hard to keep her sat - is - fied.

G7/B



Cm



I whis - pered good - bye, she got on a plane nev - er to re - turn
 Kept play - ing love like it was just a game. Pre tend - ing to feel

Fm



Ddim7



a - gain. But al - ways in my heart, oh.
 the same then turn a - round and leave a - gain, but oh.















This love has tak - en it's toll — on me. She said good - bye — too



man - y times be - fore. And her heart is break - ing in front — of me. And













I have no choice — 'cause I won't say good - bye an - y - more, — woah, —





— woah, — woah, —




2 **Ddim7**  **Fm7** 



I'll fix — these bro - ken things. —




Ebmaj7  **Bdim7** 



Re - pair — your bro - ken wings. — and make — sure ev - 'ry - thing's — al -




Cm  **Fm7** 



- right. — It's al - right. — My pres - sure on — your hips. —




Ebmaj7  **G7** 





Sink - ing — my fin - ger - tips to ev - 'ry inch — of you — be - cause I know —











that's what you want me to do. This love has









tak - en it's toll on me. She said good - bye too



man - y times be - fore. Her heart is








break - ing in front of me. And I have no choice 'cause



Ab 4fr G7/B Cm7 3fr Fm

I won't say good - bye an - y - more. This love has

Bb7 Eb 3fr Cm7 3fr Fm

tak - en it's toll on me. She said good - bye too

Bb7 Eb 3fr Cm7 3fr Fm Bb7 Eb 3fr

man - y times be - fore. (1.) And my heart is break - ing in front of me.
(2. 3.) Her heart is break - ing in front of me.

Cm7 3fr F7 Ab 4fr G7

She said good - bye too man - y times be - fore. I have no choice 'cause I won't say good - bye an - y - more. **Play 3 times**

Cm7 3fr Fm Bb7 Eb 3fr Cm7 3fr Fm

This system contains the first two measures of music. It features a treble clef staff with a key signature of two flats (Bb and Eb). Above the staff are six guitar chord diagrams: Cm7 (3rd fret), Fm, Bb7, Eb (3rd fret), Cm7 (3rd fret), and Fm. The piano accompaniment consists of a right hand with chords and a left hand with a steady eighth-note bass line.

Bb7 Eb 3fr Cm7 3fr Fm Bb7 Eb 3fr

This system contains the next two measures of music. It features a treble clef staff with a key signature of two flats. Above the staff are six guitar chord diagrams: Bb7, Eb (3rd fret), Cm7 (3rd fret), Fm, Bb7, and Eb (3rd fret). The piano accompaniment continues with the same rhythmic pattern as the first system.

Cm7 3fr F7 Ab 4fr G7

This system contains the final two measures of the main piece. It features a treble clef staff with a key signature of two flats. Above the staff are four guitar chord diagrams: Cm7 (3rd fret), F7, Ab (4th fret), and G7. The piano accompaniment concludes with a final chord in the right hand and a half-note in the left hand.

Repeat and Fade

Cm7 3fr Fm7 Bb7 Eb 3fr

This section contains five guitar chord diagrams: Cm7 (3rd fret), Fm7, Bb7, Eb (3rd fret), and Eb (3rd fret).

Optional Ending

Cm 3fr

This section contains one guitar chord diagram: Cm (3rd fret).

This section contains the musical notation for the 'Repeat and Fade' and 'Optional Ending' sections. The 'Repeat and Fade' section consists of two measures of chords in the right hand, with a repeat sign at the beginning. The 'Optional Ending' section consists of one measure of a chord in the right hand, with a repeat sign at the beginning.

HL00352744



0 73999 52744 5

05/11/04
 DAVE SNIDER
 MUSIC
 CENTRE LIMITED
 3225 Yonge Street
 Toronto, ON M4J 2Y3
 483-3623

5 5.09