

# VIDEOTAPE

Words and Music by Thomas Yorke, Jonathan Greenwood,  
Colin Greenwood, Edward O'Brien and Philip Selway

♩ = 84

Chord diagrams: C#m (4fr), Esus4 (7fr), E (7fr), Esus4 (7fr), C#m (4fr), Esus4 (7fr), E (7fr), Esus4 (7fr), E (7fr).

*p*

*Red. (throughout)*

7 Chord diagrams: C#m (4fr), Esus4 (7fr), E (7fr), Esus4 (7fr), E (7fr), C#m (4fr).

When I'm at the pear - ly gates, this-ll be on my vid - e - o - tape, my

11 Chord diagrams: Esus4 (7fr), E (7fr), A (2fr), Amaj7 (x0), C#m (4fr), Esus4 (7fr), E (7fr).

vid - e - o - tape. When Meph-i - sto-phi - lis is just be - neath and he's

15 Chord diagrams: A (x0), Amaj7 (x0), C#m (4fr), A/E (xx), Amaj7/E (xx), A (x0), Amaj7 (x0).

reach - ing up to grab me. This is one for the

19

**C#m** **Esus4** **E** **A** **Amaj7** **C#m** **Esus4** **E**

good\_ days and I have it all here in red, blue, green, in red, blue, green. And

*cresc.*

24

**A** **Amaj7** **A** **Amaj7** **C#m** **Esus4** **E** **C#m** **A/E** **Amaj7/E**

you are\_ my\_cen-tre when I spin a - way, out of con-trol on vid-e - o - tape, on vid-e - o - tape, on

29

**A** **Amaj7** **C#m(b6)** **C#m** **A/E** **Amaj7/E** **A** **Amaj7** **C#m(b6)** **C#m** **A/E** **C#m/E**

vid-e - o - tape, on vid-e - o - tape, on vid-e - o - tape, on vid-e - o - tape, on vid-e - o - tape, on... *(fade to nothing)*

Repeat section x3 ad lib.


**(B. Vox. loop)**

(Oooh, \_\_\_\_\_ oooh.)


*mf*

35

A Amaj7 C#m(b6) C#m A/E Amaj7/E A Amaj7




This is my way of say - ing good - bye be - cause I can't do it



39

C#m(b6) C#m A/E C#m/E A Amaj7 C#m(b6) C#m



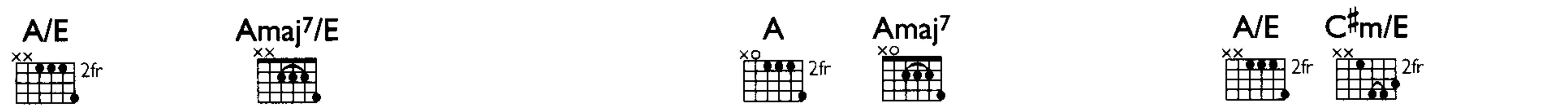
face to face. I'm talk - ing to you be - fore... No mat - ter what hap - pens now, you

*mp*




43

A/E Amaj7/E A Amaj7 A/E C#m/E



should - n't be a - fraid be - cause I know to - day has been the most

*p*



46

A/E Amaj7/E A Amaj7 A/C# C#m

per - fect day I have ev - er seen.

49

A/E Amaj7/E F#m7 F#m9 A6 C#m(b6) C#m C#m(b6)

Repeat section x4

Ped.

53

Aadd9/E E6 F#m7 F#m9 A6 C#m/b6 C#m

cresc.

Ped. cont. sim.

56

I. 2.

A6 C#5 C#m(b6) C#m C#m(b6) C#m C#m(b6) C#m

dim. p