

Your Song

Words & Music by Elton John & Bernie Taupin

© Copyright 1969 for the world by Dick James Music Limited,
Chancellors House, Chancellors Road, London W6.
All Rights Reserved. International Copyright Secured.

Slow, but with a beat

The piano introduction is in 4/4 time, marked *mf*. The right hand features a melodic line with eighth and sixteenth notes, while the left hand provides a simple harmonic accompaniment with chords and single notes.

E^b

Diagram showing the Eb chord on the guitar fretboard.

A^b maj7

Diagram showing the Ab major 7 chord on the guitar fretboard.

B^b onD

Diagram showing the Bb chord on the D string on the guitar fretboard.

Gm

Diagram showing the G minor chord on the guitar fretboard.

The vocal melody line begins with a 7-measure rest, followed by the first line of lyrics.

1. It's a lit-tle bit fun - ny _____
2. If I was a sculp-tor _____
4. I sat on the roof _____
5. So ex-cuse me for - get - ting _____

this feel - ing in - side, _____
but then a - gain no, _____ or a
and kicked off the moss, _____ well a
but these things I do, _____

The piano accompaniment continues with a steady eighth-note pattern in the right hand and a bass line in the left hand.

Cm

Diagram showing the C minor chord on the guitar fretboard.

Cm onB^b

Diagram showing the C minor chord on the Bb string on the guitar fretboard.

Cm onA

Diagram showing the C minor chord on the A string on the guitar fretboard.

A^b





Diagram showing the Ab chord on the guitar fretboard.

The vocal melody line continues with the second line of lyrics.

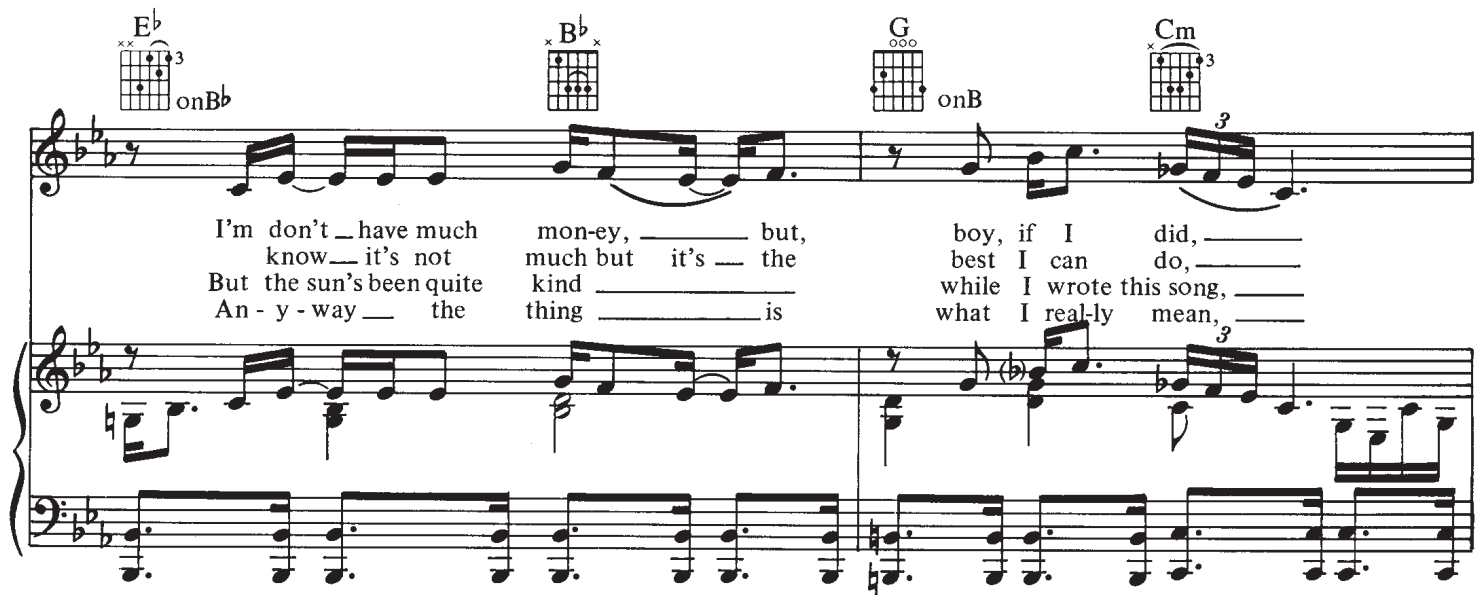
man I'm not one of those — who — can
few who makes po - tions in a
of the vers - es, well they've
You see I've for-got-ten — if — they're

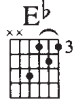





eas - i - ly, hide, _____
trav - el - in' show, _____ I
got me — quite cross, _____
green or — they're blue, _____

The piano accompaniment continues with the same rhythmic pattern, ending with a final chord.


 **onBb**
  **Bb**
  **onB**
  **Cm**


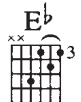
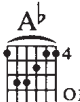
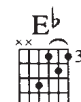


I'm don't _ have much mon-ey, _____ but, boy, if I did, _____
 know_ it's not much but it's _ the best I can do, _____
 But the sun's been quite kind _____ while I wrote this song, _____
 An - y - way _ the thing _____ is what I real-ly mean, _____



 **Eb**
  **Fm7**
  **Ab**
  **Bb**
  **B^bsus**
  **Bb**


I'd buy_ a big house where _____ we both could live.
 My gift is my song and _____
 It's for peo-ple like you, that _____ keep it_ turned on.
 Yours are the sweet-est eyes _____



 **Ab**
  **Eb**
  **Ab** **onEb**
  **Eb**
  **Bb** **onD**
  **Cm**

this one's for you. _____
 I've ev - er seen _____

3. 6. And you can tell ev - 'ry-bod - y



Fm7



A^b



x B^b x



onD

Cm



This — is your song. —

It may — be quite — sim-ple but, —



Fm7



A^b



Cm




Last time
to Coda

Cm



onB^b



— now that it's done, —

I hope you don't mind, — I hope you don't mind —



Cm



onA

A^b6




E^b



onG

A^b6



— that I put — down in — words.

How won - der - ful life is — while



rit.

A^b



x B^b x



B^bsus



x B^b x



D.S. al Coda
with repeat



you're — in — the world. —

a tempo



CODA

Cm **Cm** **Cm** **A^b6**

7.8. I hope you don't mind, — I hope you don't mind — that I put — down in — words, How

E^b **A^b6** **A^b** **B^b** **B^b sus** **B^b**

won - der - ful life is — while you're — in — the world. —

rit. a tempo

A^b **E^b** **A^b** **B^b** **A^b** **E^b**

you're — in — the world. —

a tempo