

play guitar with...

b.b.king

guitar tablature explained

2

every day i have the blues

4

lucille

10

please love me

17

rock me baby

24

the thrill is gone

29

woke up this morning

36

Guitar Tablature Explained

Guitar music can be notated three different ways: on a musical staff, in tablature, and in rhythm slashes

RHYTHM SLASHES are written above the staff. Strum chords in the rhythm indicated. Round noteheads indicate single notes.

THE MUSICAL STAVE shows pitches and rhythms and is divided by lines into bars. Pitches are named after the first seven letters of the alphabet.

TABLATURE graphically represents the guitar fingerboard. Each horizontal line represents a

Notes: D A D E G open 3fr

Strings: 4th string, 2nd fret | 1st & 2nd strings open, played together | open D chord

definitions for special guitar notation

SEMI-TONE BEND: Strike the note and bend up a semi-tone (1/2 step).

WHOLE-TONE BEND: Strike the note and bend up a whole-tone (whole step).

GRACE NOTE BEND: Strike the note and bend as indicated. Play the first note as quickly as possible.

QUARTER-TONE BEND: Strike the note and bend up a 1/4 step.

BEND & RELEASE: Strike the note and bend up as indicated, then release back to the original note.

COMPOUND BEND & RELEASE: Strike the note and bend up and down in the rhythm indicated.

PRE-BEND: Bend the note as indicated, then strike it.

PRE-BEND & RELEASE: Bend the note as indicated. Strike it and release the note back to the original pitch.

UNISON BEND: Strike the two notes simultaneously and bend the lower note up to the pitch of the higher.

BEND & RESTRIKE: Strike the note and bend as indicated then restrike the string where the symbol occurs.

BEND, HOLD AND RELEASE: Same as bend and release but hold the bend for the duration of the tie.

BEND AND TAP: Bend the note as indicated and tap the higher fret while still holding the bend.

VIBRATO: The string is vibrated by rapidly bending and releasing the note with the fretting hand.

HAMMER-ON: Strike the first (lower) note with one finger, then sound the higher note (on the same string) with another finger by fretting it without picking.

PULL-OFF: Place both fingers on the notes to be sounded, Strike the first note and without picking, pull the finger off to sound the second (lower) note.

LEGATO SLIDE (GLISS): Strike the first note and then slide the same fret-hand finger up or down to the second note. The second note is not struck.

NOTE: The speed of any bend is indicated by the music notation and tempo.

SHIFT SLIDE (GLISS & RESTRIKE): Same as legato slide, except the second note is struck.

MUFFLED STRINGS: A percussive sound is produced by laying the fret hand across the string(s) without depressing, and striking them with the pick hand.

PALM MUTING: The note is partially muted by the pick hand lightly touching the string(s) just before the bridge.

SWEEP PICKING: Rhythmic downstroke and/or upstroke motion across the strings.

TRILL: Very rapidly alternate between the notes indicated by continuously hammering on and pulling off.

NATURAL HARMONIC: Strike the note while the fret-hand lightly touches the string directly over the fret indicated.

RAKE: Drag the pick across the strings indicated with a single motion.

VIBRATO DIVE BAR AND RETURN: The pitch of the note or chord is dropped a specific number of steps (in rhythm) then returned to the original pitch.

TAPPING: Hammer ("tap") the fret indicated with the pick-hand index or middle finger and pull off to the note fretted by the fret hand.

PINCH HARMONIC: The note is fretted normally and a harmonic is produced by adding the edge of the thumb or the tip of the index finger of the pick hand to the normal pick attack.

TREMOLO PICKING: The note is picked as rapidly and continuously as possible.

VIBRATO BAR SCOOP: Depress the bar just before striking the note, then quickly release the bar.

PICK SCRAPE: The edge of the pick is rubbed down (or up) the string, producing a scratchy sound.

HARP HARMONIC: The note is fretted normally and a harmonic is produced by gently resting the pick hand's index finger directly above the indicated fret (in parentheses) while the pick hand's thumb or pick assists by plucking the appropriate string.

ARPEGGIATE: Play the notes of the chord indicated by quickly rolling them from bottom to top.

VIBRATO BAR DIP: Strike the note and then immediately drop a specific number of steps, then release back to the original pitch.

additional musical definitions



(accent)

- Accentuate note (play it louder).



(accent)

- Accentuate note with great intensity.



(staccato)

- Shorten time value of note.



- Downstroke



- Upstroke

D.%. al Coda


- Go back to the sign (§), then play until the bar marked *To Coda* ⊕ then skip to the section marked ⊕ *Coda*.

D.C. al Fine

- Go back to the beginning of the song and play until the bar marked *Fine* (end).

tacet

- Instrument is silent (drops out).



- Repeat bars between signs.



- When a repeated section has different endings, play the first ending only the first time and the second ending only the second time.

NOTE: Tablature numbers in parentheses mean:

1. The note is sustained, but a new articulation (such as hammer on or slide) begins.
2. A note may be fretted but not necessarily played.

every day i have the blues

Words & Music by Peter Chatman

© Copyright 1955 Golden State Songs & Arc Music Corporation, USA.
All Rights Reserved. International Copyright Secured.

From the recording *Live At The Regal*, MCA Records MCAD-31106



Intro

2 bar count in:

Chords: B^b7, E^b9, B^b7

mf

TAB: 9 6 6 9 6 8 8 6 6 9 6 8 8 7 6 7 8 7 6

*unison w/brass

Chords: E^b9, B^b7

TAB: 8-8-8-8 9-6-8-8 6-8 9-6-8-8 6-8

Chords: G⁷, Cm⁷, F⁹, B^b13, G⁷♯5^b9

TAB: 8 9 8 8 8 8 8 8 7 6-8-9-6-8

Cm7 F13 Bb7 Solo Eb7

8 7 6 8 9 6 8 6 9 | 6 6 6 6 11 | 9 10

Bb7 B Eb9

11 10 11 9 | 11 9 10 11 10 | 6 8

Bb7 G7

11 9 11 9 6 | 3 7 6 11 9 10

Cm7 F9 Bb7 G7#5b9

11 (11) 9 11 | 11 (11) 9 11

Verse

Cm⁷ F7#5b9 B^b7 E^b9

Ev - 'ry day, ev - 'ry day

(Verses 2, 3(%) & 4 see block lyric)

w/ad lib rhythm for Verses 2, 3 & 4 *sim.*

TAB

B^b7 E^b9

I have the blues. Ev - 'ry day,

TAB

B^b7 G7

ev - 'ry day I have the blues. When you see me

TAB

Cm⁷ F⁹ B^b7

To Coda ⊕

worry - in' wom - an, an' it's you I hate to lose.

TAB

1,3.
F⁹

2.
F⁹

Solo
B^b7

This system contains the first three measures of music. The treble clef staff shows rests for measures 1 and 2, and a whole note rest for measure 3. The guitar staff shows chords in measures 1 and 2, followed by a melodic line in measure 3 starting with a forte (*f*) dynamic. The TAB staff shows fret numbers 8, 8, 7 for the first two measures and 8, 8, 7, 7, 7 for the third measure.

This system contains measures 4 and 5. Measure 4 features a melodic line with a tremolo (*trm*) over a dotted eighth note. Measure 5 features a melodic line with a triplet of eighth notes and a 'B' chord marking. The TAB staff shows fret numbers 6, 6, 10-11, 11 for measure 4 and 9, 10, 11, 9, 11 for measure 5. A 'Full' instruction is placed above the triplet in measure 5.

This system contains measures 6 and 7. Measure 6 features a melodic line with a 'B' chord marking and a half-note ($\frac{1}{2}$) instruction. Measure 7 features a melodic line with two 'B' chord markings and 'Full' instructions. The TAB staff shows fret numbers 11, 9, 11, 11, (11), 9, 11 for measure 6 and 9, 11, 9, 6 for measure 7.

This system contains measures 8 and 9. Measure 8 features a melodic line with a tremolo (*trm*) over a dotted eighth note and a 'Cm⁷' chord marking. Measure 9 features a melodic line with a triplet of eighth notes and a 'B' chord marking. The TAB staff shows fret numbers 6, 6, 11, 11 for measure 8 and 11, 9, 10, 11, (11), 9, 11 for measure 9. A half-note ($\frac{1}{2}$) instruction is placed above the triplet in measure 9.

B \flat 7 F 9 B \flat 7

1/4 1/2 Full switch to treble p. u. Full

TAB

Full 1/4

TAB

E \flat 9 B \flat 7

TAB

Cm 7 F 9 B \flat 7 F 9 D. al Coda \oplus

Ev - 'ry

Full

TAB

Coda ⊕

F⁹ B^{b7} B⁷ B^{b7}

babe, it's _____ you I _____ have to lose. _____

TAB

8	8	6	6	7	6
8	8	6	6	7	6
8	8	7	7	8	7
7	7	6	6	7	6
8	8	6	6	9	8
7	7	6	6	7	6

Verse 2: Nobody loves me
 Nobody seems to care
 Yes, nobody loves me
 Nobody seems to care
 Speakin' of worries and troubles, darlin'
 You know, I've had my share.

Verse 3: Ev'ry day, ev'ry day
 Ev'ry day, ev'ry day
 Ev'ry day
 Ev'ry day I have the blues
 When you see me worryin', woman
 Honey, it's you I hate to lose.

Verse 4: Ev'ry day
 Ev'ry day I have the blues
 Ev'ry day
 Ev'ry day I have the blues
 When you see me worryin', woman
 Babe, it's you I hate to lose.

Lucille

Words & Music by B.B. King

© Copyright 1968 Careers-BMG Music Publishing Incorporated & Duchess Music Corporation, USA.
MCA Music Limited, 77 Fulham Palace Road, London W6.
All Rights Reserved. International Copyright Secured.

From the recording *How Blue Can You Get*, Nectar NTRCD013

Intro

2 bar count in:

A⁷sus⁴ A⁷ A⁷sus⁴ A⁷

Spoken: Yes, baby there's a lot I've been

TAB

wanting to talk to you about. You've been real good to me you know, A lot of things I should have said,

TAB

Verse

A⁷sus⁴ A⁷ Em (A bass)

but I'm gonna say 'em now. 1. Of all the wo - men that I've been

(Verses 2 & 3 see block lyric)

TAB

Em⁷ Bm⁷ D

- pend on when ev - 'ry - bo - dy else 's let - tin' me down.

TAB

Chorus

E A^{7sus4} A⁷

Lu - cille, _____

Pre I

sim. 1/2

TAB

D¹¹ D⁷ A^{7sus4} A⁷

take you in my arms and ev - 'ry - thing's al - right.

B

1/2

TAB

D¹¹ D⁷ A^{7sus4} A⁷ D¹¹ D⁷

Lu - cille, _____ when I have the blues, I love to

B

1/2 Full

TAB

1.

A⁷sus⁴ A⁷ D¹¹ D⁷ To Coda \oplus A⁷sus⁴ A⁷

hold you tight. (on $\text{\textcircled{8}}$) Lu -

f w/delay

TAB: 10 10 10 | 12 12 10 | 10 12

1. cont.

A⁷sus⁴ A⁷

Spoken: "See what I mean"

TAB: 10 10 10 | 10 12 12 | 12 10 11 10 11

2.

Solo

A⁷sus⁴ A⁷ A⁷sus⁴ A⁷

"Sing to me babe"

f w/delay

TAB: 10 11 | 12 (12) 10 11 | 10 12 10 10

A⁷sus⁴ A⁷

Full Full Full

TAB: 12 15 | 18 17 15 17 | 10 10 11

(8va)

D C/D A7sus4 A7

Full

15 15 13 14 14 14 16 16

(8va)

A7sus4 A7 D. $\text{\textcircled{S}}$ al Coda $\text{\textcircled{C}}$

17 17 10 11 12 12 10 10 10 12 10 11 11 11

Coda $\text{\textcircled{C}}$

Outro chorus

A7sus4 A7 D¹¹ D7

-cille, I hold you in my arms and ev - 'ry -

Pre

10 10 10 10 (10) 8 10 12 10 12

A7sus4

A7

D¹¹

D7

thing's al - right. Lu -

10 10 10 10 10 12 12 10 12

A⁷sus⁴ A⁷ D¹¹ D⁷

- cille, _____

when I have the blues, I love to

Full

TAB 10 10 10 10 10 10 10 8 10

A⁷sus⁴ A⁷ D¹¹ D⁷ *Repeat to fade*

hold you tight.

TAB 10 10 10 12 12 10

Verse 2: And all the years we've been together
 You always gave me so much more than I gave you
 You never wanted expensive coats, expensive cars or diamond rings
 You were right there by my side when I didn't know what to do
 You kept the dinner on the table
 When every other thing was going wrong.

Verse 3(8): I never had a lot to start with
 I wasn't sure which way to turn
 Then you came along and showed me the way
 I found I had so much to give and so much more to learn
 You took my life and gave it meaning
 Now there'll never be another woman like you.

please love me

Words & Music by B.B. King & Jules Taub

© Copyright 1953 Careers-BMG Music Publishing Incorporated & Powerforce Music, USA.
BMG Music Publishing Limited, Bedford House, 69-79 Fulham High Street, London SW6.
This arrangement © 1998 BMG Music Publishing Limited.
All Rights Reserved. International Copyright Secured.

From the recording *Live At The Regal*, MCA Records MCAD-31106

Intro 


2 bar count in:

E^b7




TAB

A^b7



TAB

E^b7



TAB

E^b7

B^b7

Musical notation for the first system, including a treble clef staff with a key signature of two flats and a 3/4 time signature. The melody features eighth and quarter notes, with a triplet of eighth notes in the first measure. The guitar tablature below shows fret numbers 11, 13, 11, 13, 11, 11, 11, 13, 13, 10, 11, 11, 12, 11, 13, 11.

E^b7

Musical notation for the second system, including a treble clef staff with a key signature of two flats and a 3/4 time signature. The melody features eighth and quarter notes, with a wavy line indicating a vibrato effect at the end. The guitar tablature below shows fret numbers 13, 10, 11, 13, 10, 13, 13, 11, 12, 11, 13, 11, 11, 13, 11, 12.

A^b7

Musical notation for the third system, including a treble clef staff with a key signature of two flats and a 3/4 time signature. The melody features eighth and quarter notes, with a wavy line indicating a vibrato effect at the end. The guitar tablature below shows fret numbers 11, 12, 11, 11, 13, 11, 13, 10, 10, 13, 13, 11, 13, 10, 11, 13, 11.

E^b7

B^b7

Musical notation for the fourth system, including a treble clef staff with a key signature of two flats and a 3/4 time signature. The melody features eighth and quarter notes. The guitar tablature below shows fret numbers 13, 11, 12, 12, 11, 13, 11, 12, 11, 11, 13, 12, 11, 13, 13, 11, 12, 13, 13.

E^b7

B^b7

1. I was in

TAB: 11-13 13-11-13-11 11 11 11 13-13 10-11 10-11 11-12

Verse

E^b7

love with you ba - by, Hon - ey be - fore I could call your name.
 (Verses 2, 3, 4(%) & 5 see block lyric)

mf 3^o w/Rhythm Fig 1

TAB: 11 10 8 10 8 10

A^b7

I was in love with you ba - by, Hon - ey be - fore

TAB: % % %

Rhythm Fig 1

TAB: 11 13 11 13 11 13

E^b7 **To Coda** \oplus **B^b7**

I could call your name. 5° Gon - na buy Way you treat me ba -

A^b7 **E^b7** **1,2,4.**
B^b7

- by, gon - na drive ol - me in - sane.

3. **Solo**
B^b7 **E^b7**

A^b7 **Adim**

(8^{va}) contd

B B^b7 A^b7 B

Full Full

16 14-15 16 16 14 16 16 14 16 13 16 13 11 13 11 13

(8^{va}) contd E^b7

B B^b7 B E^b7 B

Full Full Full Full

11 11 14-14 14 15 16 (16) 14 16 16 14 15 16 (16) 14 16

(8^{va}) contd

B A^b7 B

Full 1/2

16 14-15 16 16 14 16 14 16 13 11 11 13 11 13

E^b7

loco

B^b7

11 13 12 13 13 11 10 11 10 11 12 13 11 13 13 13 13 13 11 13 12

rock me baby

Words & Music by B.B. King & Joe Josea

© Copyright 1964 Careers-BMG Music Publishing Incorporated & Powerforce Music, USA.
BMG Music Publishing Limited, Bedford House, 69-79 Fulham High Street, London SW6.
This arrangement © 1998 BMG Music Publishing Limited.
All Rights Reserved. International Copyright Secured.



From the recording *How Blue Can You Get*, Nectar NTRCD013

Intro



B⁹

2 bar count in:



(8va)



E⁹ B⁹ F#⁹ To Coda

like my back, ain't got no bone. —

3^o, 4^o, 5^o

TAB

2. Solo

F#⁹ B⁹ B

f Full

Full

Full

TAB

B B B E⁹ B

Full 1/2

Full

TAB

B⁹ B⁹ B F#⁹

8va

Full 1/2 1 1/2

TAB

(8va) -----

E⁹ B⁹ F#⁹ *loco* D. S al Coda C

TAB: 16 18 19-18-16 18 16 16-16-16 18-18 Full 9 9 9 9 9 9 9 7 1/4

Coda C

Outro solo

B⁹ B B B

f Full Full Full 1 1/2 Full

TAB: 16 18 18-16-16 16 18 18 18-16-16 16-18 19 18

E⁹ B 8va B B

Full Full Full 1/2

TAB: 16-16 18 18 18-16-16 16-16 18 17 19-17 19-16-16 18 16 17 17-15

(8va) -----

B⁹ B F#⁹ B

1/2 1 1/2 Full

TAB: 16 16-18 16-16 18 19 19 Full 17 16-16

E⁹ (8va) B⁹

freely Full

TAB

loco B⁷

loco

TAB

Verse 2: Rock me, baby
 Honey, rock me slow
 Rock me, baby
 Honey rock me slow
 Rock me, baby
 'Til I want no more, No!

Verse 3: Rock me! (8x)
 Rock me, babe, rock me
 Rock me all night long
 One more time.

Verse 4: Rock me, go ahead an' say it
 I can't hear you!
 Rock me (5x)
 Rock me all night long
 One more time.

Verse 5: Rock me! (12x)

the thrill is gone

Words & Music by Roy Hawkins & Rick Darnell

© Copyright 1951 Careers-BMG Music Publishing Incorporated & Powerforce Music, USA.
BMG Music Publishing Limited, Bedford House, 69-79 Fulham High Street, London SW6.
This arrangement © 1998 BMG Music Publishing Limited.
All Rights Reserved. International Copyright Secured.

From the recording *How Blue Can You Get*, Nectar NTRCD013

Bm

2 bar count in:

Drum fill

mf

$\frac{1}{4}$ Full $\frac{1}{4}$ Full

TAB

Em

Bm

Full $\frac{1}{4}$ $\frac{1}{2}$ *Full* $\frac{1}{2}$ *pp* *Full*

TAB

Gmaj7

F#sus4

B

F#7

$\frac{1}{2}$ *mf* *p* *Full* *mf*

TAB

Verse

Bm

 Bm

1. The thrill is gone, —
3. The thrill is gone, —

mp
ad lib on 

TAB: 10 12 10 12 10 12 7 7 7 9 7 7 7 9

the thrill is gone — a - way. —
is gone a - way — for good. — Oh,

pp *mp*

TAB: 7 7 7 9 9 7 7 9 7

Em

Bm

The thrill is gone, — ba - by, the thrill is gone — a - way. —
the thrill is gone, baby's gone a - way for good.

pp

TAB: 7 7 8 9 9 7 7 7 9 7 7

Gmaj7

F#sus4

F#7

You know you done me wrong, — ba - by and you'll — be sor -
Some - day I'll — know I'll be over it all baby, just like I'll

let ring ———— let ring ————

TAB: 9 7 3 4 4 4 4 3 2 2

Bm Bm

ry some - day. 2. The thrill is gone, —
 know every man should. 4. You know I'm free, free now ba -

TAB

7 7 7
 7 7 7
 9 9 9

9 7 9

it's gone a - way — from me.
 - by, I'm free from your spell.

p Full 1/2 Full Full Full 1/2

TAB

7 10 10 10 10 10 10

Em Bm

The thrill is gone — ba - by, the thrill is gone a - way — from me. —
 Whoa, — I'm free, — free, free now, I'm free, from your spell.

Full *pp* *mf*

TAB

7 8 9 7
 7 8 9 7

10 10 7

7 7 7
 7 7 7
 9 7 9

Gmaj7 F#7sus4 F#7

Al - though I'll — still live on, — but so —
 I know that it's all over, all I can

let ring ———— | let ring ———— |

TAB

7 9 9 7 3 4 4 4 4 3 2

3 4 2

Solo

Bm

Bm

To Coda ⊕

lone - ly I'll be.
do is wish you well.

f rake...

TAB: 7 7 9 | 7 | 7 10 10 12 | 12 (10) 12 10 12

B B Em B

Full 1/4 Full 1/4 1/4 *pp* Full

TAB: 12 12 12 12 10 12 12 | 12 10 12 10 10 | 12 10 12 12 10 12 12

8va Bm B

1/4 *mf* Full 1/2

TAB: 12 10 19 19 | 10 7 | 10 7 9 | 7 9 9 9 7 9 7

Gmaj7 F#7sus4 F#7 Bm

D. al Coda ⊕

1/4 Full 1/2 *p*

TAB: 7 10 7 7 7 10 7 | 7 10 10 7 | 10 7 | 7 7 9 9 7 7

Coda \oplus

Outro solo
Bm

mf

Full

Full

TAB

7 7 12 12 12 10 12 10 12 12 10 12 10 12 10

B

Pre

Em

B

Full

Full

Full

Full

TAB

12 10 12 12 (12) 10 12 12 10 12 12 10 12 12 (12) 10 12 12

Bm

Gmaj7

p

mf

TAB

12 10 10 12 12 11 12 10 9 7 7 9 7 7 7 10 10 9 9 10 9 7

F#7sus4

F#7

Bm

B

Full

p

mf

TAB

7 10 7 7 10 7 10 7 10 9 (9) 7 9 7 9 7 7 7

Bm

Full

p

mf

Full

Full

TAB

8va

f

Full

TAB

Full

p

mf

Full

1/4

1/4

TAB

Full

Full

Full

Full

TAB

woke up this morning

Words & Music by B.B. King & Jules Taub

© Copyright 1951 Careers-BMG Music Publishing Incorporated & Powerforce Music, USA.
BMG Music Publishing Limited, Bedford House, 69-79 Fulham High Street, London SW6.
This arrangement © 1998 BMG Music Publishing Limited.
All Rights Reserved. International Copyright Secured.

From the recording *Live At The Regal*, MCA Records MCAD-31106

Intro

1 bar count in:

f

C7

TAB

F9

C7

TAB

G9

F9

C7

TAB

Verse

C7

1. Woke up this morn in', my ba - by was

(Verse 2 see block lyric)

TAB: 10 8 9 8 10 8 10 8

F9

gone. Woke up this morn in',

TAB: 10 9 10 8 10 8 10 8

C7

my ba - by was gone. I feel so

TAB: 10 8 9 8 10 8 10 8

G9

F9

C7

bad, my ba - by's gone.

TAB: 12 11 12 10 12 10 12 10 | 10 9 10 8 10 8 10 8 | 10 8 9 8 10 8 10 8

1.

2. $\text{♪} = \text{♪}_3$

Verse

C7

2. I ain't got no -

3. Hey babe, (Verses 4 & 5 see block lyric)

TAB 10 10

w/ad lib rhythm for Verses 4 & 5

all a - lone. Yeah, babe,

TAB

F9

C7

I'm all a - lone.

TAB 7 7 7 7 8 8 9 9 8 8

G9

I ain't had no lov - in', my ba - by been

TAB 10 10 10 10 10 10 9 9 9 9

C7

1,2. | 3.

gone. _____

4. Hey _____ babe,

T
A
B

Verse 2: I ain't got nobody
 Stayin' home with me
 Ain't got nobody
 Stayin' home with me
 My baby, she's gone
 I'm in misery.

Verse 4: Hey babe
 I'm all alone
 Oh, babe
 I'm all alone
 I ain't had no lovin'
 My baby been gone.

Verse 5: Hey babe
 I'm all alone
 Oh, babe
 I'm all alone
 I ain't had no lovin'
 My baby been gone.

Collect all the titles in the series!

play guitar with...

AC/DC

Includes:
back in black
highway to hell
whole lotta rosie
Order No. AM955900

the beatles

Includes:
day tripper
get back
yesterday
Order No. N090665

the beatles Book 2

Includes:
eight days a week
please please me
ticket to ride
Order No. N090667

the beatles Book 3

Includes:
here comes the sun
revolution
while my guitar gently weeps
Order No. N090689

chuck berry

Includes:
around and around
johnny b. goode
no particular place to go
Order No. AM943789

black sabbath

Includes:
iron man
paranoid
war pigs
Order No. AM955911

blur

Includes:
country house
girls and boys
parklife
Order No. AM935320

bon jovi

Includes:
livin' on a prayer
wanted dead or alive
you give love a bad name
Order No. AM92558

eric clapton

Includes:
layla
sunshine of your love
tears in heaven
Order No. AM950862

phil collins

Includes:
another day in paradise
don't lose my number
one more night
Order No. AM928147

the corr's

Includes:
forgiven, not forgotten
so young
what can i do
Order No. AM960971

the cranberries

Includes:
hollywood
ridiculous thoughts
zombie
Order No. AM941699

dire straits

Includes:
money for nothing
romeo and juliet
sultans of swing
Order No. DG70735

free

Includes:
all right now
fire and water
wishing well
Order No. AM960960

david gilmour

Includes:
learning to fly
on the turning away
take it back
Order No. AM954602

buddy holly

Includes:
rave on
words of love
peggy sue
Order No. AM943734

john lee hooker

Includes:
boom boom
the healer
i'm in the mood
Order No. AM951885

b. b. king

Includes:
every day i have the blues
rock me baby
the thrill is gone
Order No. AM951874

the kinks

Includes:
all day and all of the night
waterloo sunset
you really got me
Order No. AM951863

kula shaker

Includes:
govinda
hey dude
hush
Order No. AM943767

john lennon

Includes:
cold turkey
happy xmas (war is over)
woman
Order No. AM943756

bob marley

Includes:
i shot the sheriff
jamming
no woman, no cry
Order No. AM937739

metallica

Includes:
enter sandman
fade to black
the unforgiven
Order No. AM92559

metallica Book 2

Includes:
creeping death
seek and destroy
whiskey in the jar
Order No. AM955955

alanis morissette

Includes:
hand in my pocket
ironic
you oughta know
Order No. AM943723

oasis

Includes:
cigarettes & alcohol
morning glory
supersonic
Order No. AM935330

ocean colour scene

Includes:
the circle
the day we caught the train
the riverboat song
Order No. AM943712

elvis presley

Includes:
all shook up
blue suede shoes
hound dog
Order No. AM937090

pulp

Includes:
common people
disco 2000
sorted for e's & wizz
Order No. AM938124

the rolling stones

Includes:
brown sugar
(i can't get no) satisfaction
jumpin' jack flash
Order No. AM90247

stereophonics

Includes:
just looking
pick a part that's new
the bartender & the thief
Order No. AM960950

sting

Includes:
an englishman in new york
fields of gold
if you love somebody
set them free
Order No. AM928092

the stone roses

Includes:
i am the resurrection
i wanna be adored
ten storey love song
Order No. AM943701

the stone roses Book 2

Includes:
fool's gold
love spreads
one love
Order No. AM955890

suede

Includes:
animal nitrate
electricity
we are the pigs
Order No. AM955955

paul weller

Includes:
the changeman
out of the sinking

the who

Includes:
i can see for miles
pinball wizard
substitute
Order No. AM955867

the 60's

Includes:
all along the watchtower
(jimi hendrix)
born to be wild (steppenwolf)
not fade away (the rolling stones)
Order No. AM957748

the 70's

Includes:
all right now (free)
hotel california (the eagles)
live and let die (wings)
Order No. AM957759

the 80's

Includes:
addicted to love (robert palmer)
need you tonight (inxs)
where the streets have no
name (u2)
Order No. AM957760

the 90's

Includes:
everything must go
(manic street preachers)
love is the law (the seahorses)
wonderwall (oasis)
Order No. AM957770

blues legends

Includes:
crossroads blues (cream)
couldn't stand the weather
(stevie ray vaughan)
killing floor (jimi hendrix)
Order No. AM958507

classic tracks

Includes:
every breath you take (the police)
hey joe (jimi hendrix)
ziggy stardust (david bowie)
Order No. AM961004

pop anthems

Includes:
angels (robbie williams)
road rage (catatonia)
what can i do (the corr's)
Order No. AM960982

the metal album

Includes:
fade to black (metallica)
live and let die (guns n' roses)
love bites (def leppard)
Order No. AM954426

the gold book

Includes:
johnny b. goode (chuck berry)
layla (eric clapton)
sultans of swing (dire straits)
Order No. AM951907

the platinum book

Includes:
a design for life (manic street preachers)
cigarettes & alcohol (oasis)
the riverboat song
(ocean colour scene)
Order No. AM951918