

OVER 30 FANTASTIC SONGS  
FROM THE BIGGEST **DIVAS OF POP**

PianoVocalGuitar



SONGS FROM KELLY CLARKSON, MADONNA,  
SUGABABES, GIRLS ALOUD AND MANY MORE.

FABER *ff* MUSIC

# DIVAS OF POP

<b>BABY BOY</b> BEYONCÉ	<b>2</b>
<b>BEHIND THESE HAZEL EYES</b> KELLY CLARKSON	<b>10</b>
<b>BIOLOGY</b> GIRLS ALOUD	<b>16</b>
<b>BRING ME TO LIFE</b> EVANESCENCE	<b>23</b>
<b>CAN'T FIGHT THE MOONLIGHT</b> LEANN RIMES	<b>42</b>
<b>CAN'T GET YOU OUT OF MY HEAD</b> KYLIE MINOGUE	<b>28</b>
<b>COME CLEAN</b> HILARY DUFF	<b>32</b>
<b>COMPLICATED</b> AVRIL LAVIGNE	<b>38</b>
<b>FALLIN'</b> ALICIA KEYS	<b>47</b>
<b>GENIE IN A BOTTLE</b> CHRISTINA AGUILERA	<b>54</b>
<b>GROOVEJET (IF THIS AIN'T LOVE)</b> SPILLER	<b>60</b>
<b>HERE WITH ME</b> DIDO	<b>66</b>
<b>HUNG UP</b> MADONNA	<b>70</b>
<b>I'M LIKE A BIRD</b> NELLY FURTADO	<b>76</b>
<b>INNOCENT EYES</b> DELTA GOODREM	<b>82</b>
<b>JUST LIKE A PILL</b> PINK	<b>92</b>
<b>NO MORE DRAMA</b> MARY J BLIGE	<b>96</b>
<b>OVER THE RAINBOW</b> EVA CASSIDY	<b>87</b>
<b>PUSH THE BUTTON</b> SUGABABES	<b>106</b>
<b>REDNECK WOMAN</b> GRETCHEN WILSON	<b>112</b>
<b>RIGHT TO BE WRONG</b> JOSS STONE	<b>118</b>
<b>SICK AND TIRED</b> ANASTACIA	<b>124</b>
<b>SITTING DOWN HERE</b> LENE MARLIN	<b>134</b>
<b>STRICT MACHINE</b> GOLDFRAPP	<b>140</b>
<b>SUNRISE</b> NORAH JONES	<b>129</b>
<b>SUPERSTAR</b> JAMELIA	<b>144</b>
<b>SWEET DREAMS MY L.A. EX</b> RACHEL STEVENS	<b>149</b>
<b>THESE WORDS</b> NATASHA BEDINGFIELD	<b>156</b>
<b>THEY</b> JEM	<b>172</b>
<b>TOXIC</b> BRITNEY SPEARS	<b>162</b>
<b>WHOLE AGAIN</b> ATOMIC KITTEN	<b>168</b>

© 2006 by Faber Music Ltd  
First published by Faber Music Ltd in 2006  
3 Queen Square, London WC1N 3AU

Compiled by Lucy Holliday  
Designed by Dominic Brookman & Lydia Merrills-Ashcroft  
Printed in England by Callgravings Ltd  
All rights reserved

ISBN 0-571-52558-X

Reproducing this music in any form is illegal and forbidden  
by the Copyright, Designs and Patents Act, 1988

To buy Faber Music publications or to find out about the full range of titles available,  
please contact your local music retailer or Faber Music sales enquiries:

Faber Music Ltd, Burnt Mill, Elizabeth Way, Harlow, CM20 2HX England  
Tel: +44(0)1279 82 89 82 Fax: +44(0)1279 82 89 83  
sales@fabermusic.com fabermusic.com

# BABY BOY

Words and Music by Sean Henriques, Beyoncé Knowles,  
Scott Storch, Robert Waller, Shawn Carter and Ini Kamoze

Moderately ♩ = 92



(Rap intro, feat. Sean Paul - See additional lyrics)



Chorus:



Ba - by boy, you stay on my mind, ful - fill my fan - ta - sies. —

Baby Boy - 8 - 1



Musical staff with treble clef and lyrics: I think a - bout you all the time, I see you in my dreams.

I think a - bout you all the time, I see you in my dreams.

Piano accompaniment for the first system, including grand staff and bass clef.



Musical staff with treble clef and lyrics: Ba - by boy, not a day goes by with - out my fan - ta - sies.

Ba - by boy, not a day goes by with - out my fan - ta - sies.

Piano accompaniment for the second system, including grand staff and bass clef.



Musical staff with treble clef and lyrics: I think a - bout you all the time, I see you in my dreams.

I think a - bout you all the time, I see you in my dreams.

Piano accompaniment for the third system, including grand staff and bass clef.

Verse 1:



Musical staff with treble clef and lyrics: 1. Ahh, oh, my ba-by's fly ba-by, oh. Yes, no,

1. Ahh, oh, my ba-by's fly ba-by, oh. Yes, no,

Piano accompaniment for the fourth system, including grand staff and bass clef.



hurt me so good, ba-by, oh. I'm so wrapped up in your love, let me go.



Let me breathe, stay out of my fan - ta - sies.



Rap (featuring Sean Paul):

1.2. See additional lyrics down.



Chorus:



Ba - by boy, you stay on my mind, ful - fill my fan - ta - sies. —



I think a - bout you all the time, I see you in — my dreams. —



Ba - by boy, not a day goes by with - out my fan - ta - sies. —



To Coda ♯ Ab



I think a - bout you all the time, I see you in — my dreams. —

## Verse 2:



2. Pic-ture us danc-in' real close in a dark, dark cor-ner of a base-ment par - ty.



Ev-'ry time I close my eyes, it's like ev-'ry-one left but you and me. In our



own lit - tle world, the mu - sic is the sun, the dance floor be-comes the sea.



N.C.

Feels like true pa - ra - dise\_\_ to me\_\_

Chorus:



Ba - by boy, you stay on my mind, ful - fill my fan - ta - sies.



I think a - bout you all the time, I see you in my dreams.



Ba - by boy, not a day goes by with - out my fan - ta - sies.



I think a - bout you all the time, I see you in my dreams.



Chorus:



Ba - by boy, you stay on my mind. Ba - by boy, you are so damn fine.



Ba - by boy, won't you be mine. Ba - by boy, let's con - sid - er lay - ing



down. Ba - by boy, you stay on my mind. Ba - by boy, you are so damn fine.



*D.S. al Coda*

Ba - by boy, won't you be mine. Ba - by boy, let's con - sid - er lay - ing

**Coda**

Ab 4

C5 3

Ab/C

see you in\_\_ my dreams\_\_

C5 3

Ab/C

C5 3

Repeat ad lib. and fade

Ab/C

C5 3

Ab/C

Ab 4

C5 3

**Rap Intro (Sean Paul):**

Certified quality.

A dat da girl dem need and dem not stop cry without apology.

Buck dem da right way, dat my policy.

Sean Paul alongside Beyoncé.

Now hear what da man say.

Dutty Ya, Dutty Ya, Dutty Ya

Beyoncé, sing it now, ya.

(To Verse 1:)

**Rap Verse 1 (Sean Paul):**

Ya ready gimme da ting dat ya ready get ya live.

And tell me all about da tings that you will fantasize.

I know you dig da way me step da way me make my stride.

Follow your feelings, baby girl, because they cannot be denied.

Come check me in-a night and make we get it amplified.

Me have da ting to run da ship cause I'm go slip and I'm go slide.

And in the words of love I got ta get it certified.

But I give you da toughest longest kinda ride, girl.

(To Chorus:)

**Rap Verse 2 (Sean Paul):**

Top top, girl

Me and you together is a wrap, dat girl.

Driving around da town in your drop top, girl.

You no stop shock, girl.

Little more da Dutty, we'll rock dat world.

Top top, girl.

Me and you together is a wrap, dat girl.

Driving around da town in your drop top, girl.

You no stop shock, girl.

Little more da Dutty, we'll rock dat world.

(To Chorus:)

# BEHIND THESE HAZEL EYES

Words and Music by Kelly Clarkson, Lukasz Gottwald and Martin Sandberg

Original key F#m

♩ = 96



Uh\_ oh oh\_ oh, uh\_ oh oh\_

5 Gm (3fr) Bb Gm (3fr)

1. Seems like just yes - ter - day\_ you were a part of me\_ I used to stand so tall, I

8 Bb Gm (3fr) Eb (6fr) Bb F

used to be\_ so strong. Your arms a - round\_ me tight\_ ev-'ry-thing it felt\_ so right, \_

11

Gm 3fr Eb 6fr Bb F Ebmaj7 6fr

un-break - a - ble, - like noth - ing could go wrong. Now I can't breathe - - no,

14

Gm7 3fr Ebmaj7 6fr F N.C. Gm 3fr Eb 6fr

I can't sleep - - I'm bare - ly hang - ing on. - - Here I am - - once a - gain - - I'm

18

Bb F Gm 3fr Eb 6fr Bb F

torn in - to pie - ces, can't de - ny - - it, can't pre - tend - - just thought you were the one. - - Bro - ken up -

21

Gm 3fr Eb 6fr Cm7 3fr Gm 10fr F 8fr Eb 6fr

- - deep in - side - - but you won't get to see - - the tears I cry be -

24

B<sup>b</sup> F Gm E<sup>b</sup> B<sup>b</sup> F

hind these ha - zel eyes... 2. I told you ev - 'ry - thing, op - ened up and let you in, —

27

Gm E<sup>b</sup> B<sup>b</sup> F Gm E<sup>b</sup>

you made me feel all right... for once in my life. Now all that's left of me —

30






B<sup>b</sup> F Gm E<sup>b</sup> B<sup>b</sup> F

is what I pre - tend to be: — so to - ge - ther but so bro - ken up — in - side. 'Cos


33





E<sup>b</sup>maj<sup>7</sup> Gm<sup>7</sup> E<sup>b</sup>maj<sup>7</sup>

I can't breathe — no I can't sleep — I'm bare - ly hang - ing on. —

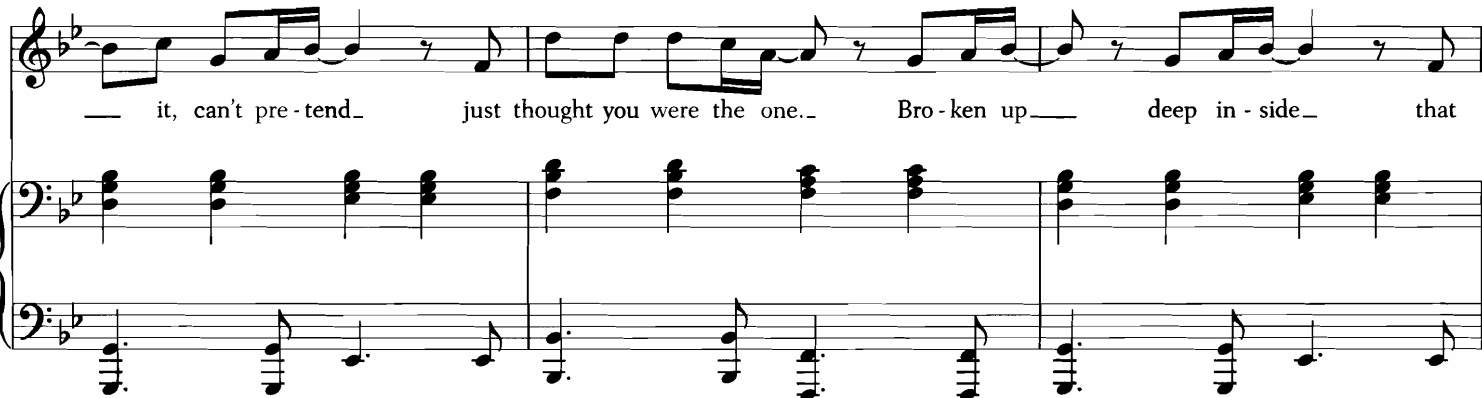
36  N.C.    







Here I am — once a - gain — I'm torn in - to pie - ces, can't de - ny -




39      





— it, can't pre - tend — just thought you were the one — Bro - ken up — deep in - side — that




42      

you won't get to see — the tears I cry — be - hind these ha - zel eyes.



45    

Swal - low me then spit me out. — For hat - ing you I blame my - self. —



49 Cm 6fr Bb 6fr Cm(add9) 8fr

See - ing you, it kills me now, no I don't cry on the out -

52 Ebmaj7 6fr F Gm 3fr Eb 6fr Bb F Gm 3fr Eb 6fr







- side an - y - more, an - y - more.

56 Fsus4 F N.C. Gm 3fr Eb 6fr Bb F


Here I am once a - gain I'm torn in - to pie - ces, can't de - ny -

59 Gm 3fr Eb 6fr Bb F Gm 3fr Eb 6fr

- it, can't pre - tend just thought you were the one. Bro - ken up deep in - side but

62      






you won't get to see\_ the tears I cry be - hind these ha - zel eyes. Here I am\_




65      






\_ once a - gain\_ I'm torn in - to pie - ces, can't de - ny\_ it, can't pre - tend\_ just




68     

thought you were the one.. Bro - ken up\_ deep in - side\_ but you won't get to see\_ the tears I



71     

cry be - hind these ha - zel eyes.





# BIOLOGY

Words and Music by Miranda Cooper, Brian Higgins, Timothy Powell, Lisa Cowling and Giselle Sommerville

$\text{♩} = 138$

A  $\begin{array}{|c|c|c|c|c|c|} \hline x & 0 & 0 & 2 & 2 & 0 \\ \hline \end{array}$  D/A  $\begin{array}{|c|c|c|c|c|c|} \hline x & 0 & 0 & 2 & 2 & 0 \\ \hline \end{array}$  A  $\begin{array}{|c|c|c|c|c|c|} \hline x & 0 & 0 & 2 & 2 & 0 \\ \hline \end{array}$  D/A  $\begin{array}{|c|c|c|c|c|c|} \hline x & 0 & 0 & 2 & 2 & 0 \\ \hline \end{array}$



Why don't you

5 A  $\begin{array}{|c|c|c|c|c|c|} \hline x & 0 & 0 & 2 & 2 & 0 \\ \hline \end{array}$  D/A  $\begin{array}{|c|c|c|c|c|c|} \hline x & 0 & 0 & 2 & 2 & 0 \\ \hline \end{array}$  A  $\begin{array}{|c|c|c|c|c|c|} \hline x & 0 & 0 & 2 & 2 & 0 \\ \hline \end{array}$  D/A  $\begin{array}{|c|c|c|c|c|c|} \hline x & 0 & 0 & 2 & 2 & 0 \\ \hline \end{array}$


fool me, feed me, say you need me\_ with-out wick-ed games?\_ Come on and



9 A  $\begin{array}{|c|c|c|c|c|c|} \hline x & 0 & 0 & 2 & 2 & 0 \\ \hline \end{array}$  D/A  $\begin{array}{|c|c|c|c|c|c|} \hline x & 0 & 0 & 2 & 2 & 0 \\ \hline \end{array}$  1. A  $\begin{array}{|c|c|c|c|c|c|} \hline x & 0 & 0 & 2 & 2 & 0 \\ \hline \end{array}$  D/A  $\begin{array}{|c|c|c|c|c|c|} \hline x & 0 & 0 & 2 & 2 & 0 \\ \hline \end{array}$

hold me, hug me, say you love\_ me\_ and not my dir - ty brain.\_ Why don't you


2.  

13 and not my dir - ty brain. — 1. I got one — A - la - ba - ma re - turn. —  
So I got — my cap - puc - ci - no to go —





17 — that - ll take — me far a - way from you, — 'cos when you take me in your arms I turn. —  
— and I'm head - ing for the hills a - gain, — 'cos if we par - ty a - ny - more we'll start. —




 1. 2.



21 — to slave — but I can't be saved. — pure de - si - re. Clo -  
— a fi - re of of



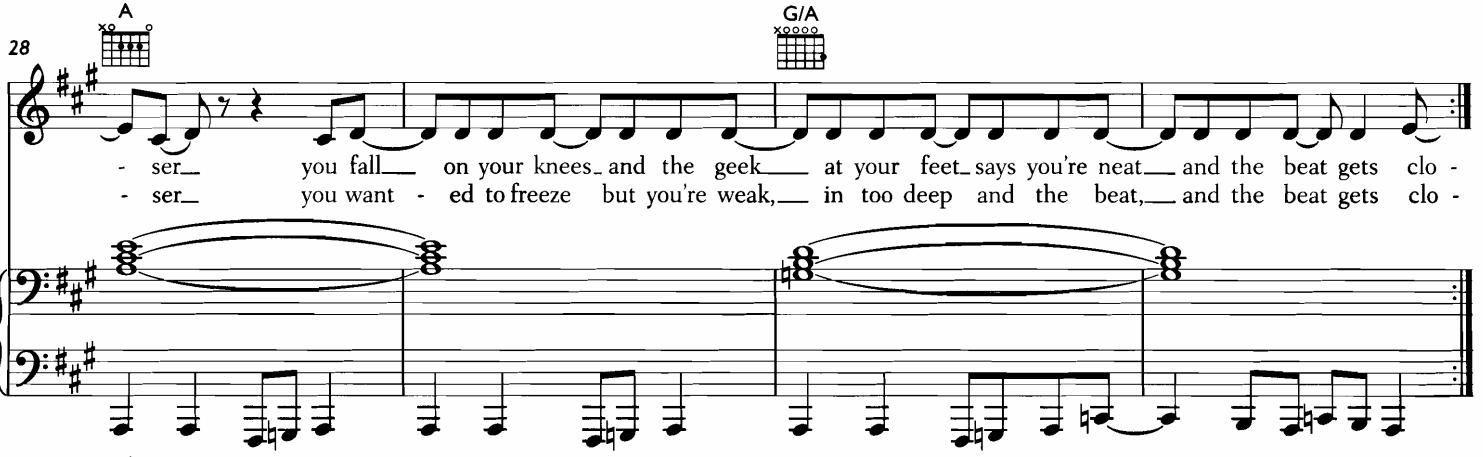
 

24 - ser. — your mind's — fir - ing blind — with your head — in your face. get - ting red — and your heart beats, clo -  
- ser. — you dive — for the thrill. — at the kill — and your heart's had its fill — but he still creeps clo -



28  





ser\_ you fall\_ on your knees\_ and the geek\_ at your feet\_ says you're neat\_ and the beat gets clo -  
 ser\_ you want - ed to freeze but you're weak, in too deep and the beat, and the beat gets clo -




32 


ser, clo - ser, clo - ser, clo - ser, clo - ser, clo - ser, clo - ser, clo - ser, We



36    

give it up and then they take it a way. A girl's got to  
 give it up it's just a mat-ter of time be-fore\_ all the



40    

zip it up, and get her head in the shade, ba - by, if we  
 hea-vy stuff comes back to bite your be - hind.

1.



2.

44 **D7** **A** **F#m**

You can't mis-take my bi - o - lo - gy (the way that we talk, the way that we walk,

47 **G** **D7** **A**




it's there in our thoughts). The mag - ic numb - er's in front of me, (the way that we talk,

50 **F#m** **G** **D7**


the way that we walk, so eas - i - ly caught). You can't mis-take my bi - o -




53 **A** **F#m** **G**

- lo - gy, (the way that we talk, the way that we walk, it's there in our thoughts).


56   





We're gon - na cause a con - tro - ver - sy, (the way that we talk, the way that we walk,




59   





so eas - i - ly caught). Why don't you fool me, feed me,



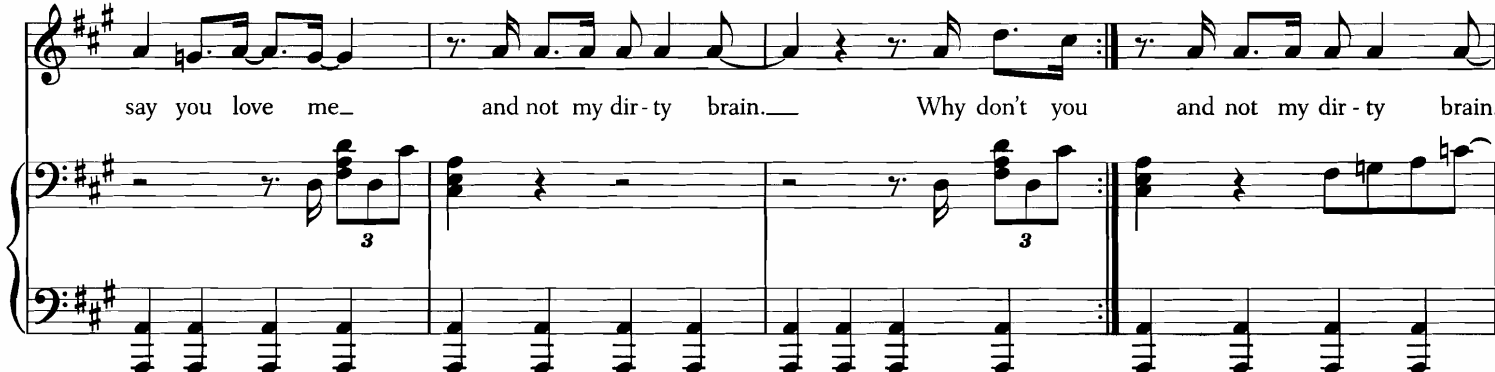
62    

say you need me\_ with-out wick-ed games, come on and hold me, hug me,



66    

say you love me\_ and not my dir - ty brain. Why don't you and not my dir - ty brain..



70

— You can't mis-take my bi - o - lo - gy, (the way that we talk, the way that we walk,

**F#m**

73

it's there in our thoughts). The mag - ic num-ber's in front of me, (the way that we talk,

**G** **D7** **A**

76

the way that we walk, so eas - i - ly caught). You can't mis take my bi - o -

**F#m** **G** **D7**

79

- lo - gy, (the way that we talk, the way that we walk, it's there in our thoughts).

**A** **F#m** **G**

82

D7 A F#m

We're gon - na cause a con - tro - ver - sy, (the way that we talk, the way that we walk,

Detailed description: This system covers measures 82 to 84. The vocal line starts with a 7/8 note rest, followed by eighth notes for 'We're gon - na cause a con - tro - ver - sy,' and a quarter note for '(the way that we talk,'. The piano accompaniment features a steady eighth-note bass line in the left hand and chords in the right hand. Chord diagrams for D7, A, and F#m are provided above the staff.

85

G D7 A D/A

so eas - i - ly caught).

Detailed description: This system covers measures 85 to 88. The vocal line begins with a 7/8 note rest, followed by eighth notes for 'so eas - i - ly caught).' and then rests. The piano accompaniment continues with eighth-note patterns and chords. Chord diagrams for G, D7, A, and D/A are shown above the staff.

89

A D/A A D/A

Detailed description: This system covers measures 89 to 92. The vocal line is silent. The piano accompaniment continues with eighth-note patterns and chords. Chord diagrams for A, D/A, A, and D/A are shown above the staff.

93

A D/A A

Detailed description: This system covers measures 93 to 96. The vocal line is silent. The piano accompaniment continues with eighth-note patterns and chords. Chord diagrams for A, D/A, and A are shown above the staff.

# BRING ME TO LIFE

Words and Music by Ben Moody, Amy Lee and David Hodges

Moderately ♩ = 96

Em



Am/E



*mp*

(with pedal)

Em



Am/E



How \_\_\_\_\_ can you see \_\_\_\_\_ in - to \_\_\_\_\_ my \_\_\_\_\_ eyes \_\_\_\_\_ like o - pen doors \_\_\_\_\_

Em



Am/E



lead - ing you \_\_\_\_\_ down \_\_\_\_\_ in - to \_\_\_\_\_ my \_\_\_\_\_ core \_\_\_\_\_ where I've be - come \_\_\_\_\_ so \_\_\_\_\_ numb? \_\_\_\_\_

♩ Verse:

Em



Am/E



1. With - out a soul, \_\_\_\_\_ my spir - it sleep -  
2. Now that I know \_\_\_\_\_ what I'm with - out, \_\_\_\_\_ you can't just leave -  
3. See additional lyrics

*mf*



Em



ing some - where cold, un - til you find it there and lead  
me. Breathe in - to me and make me real,

Am/E



1.

N.C.

To Next Strain

it bring back home.

2.

N.C.

To Next Strain

3.

me to life. me to

Chorus:

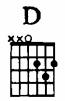

Em




G

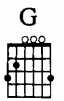


(3rd time:) life. Wake me up in - side, wake me up in - side.  
(Wake me up.) (I can't wake up.)


**D**  **Em** 

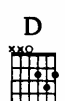
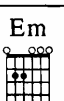
(Save me.) Call my name and save me from the dark...




**G** 

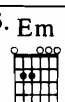
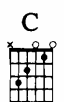
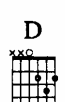
(Wake me up.) Bid my blood to run before I come undone...  
(I can't wake up.)




**D**  **1. Em**  *D.S. %*

(Save me.) Save me from the nothing I've become...



**2.3. Em**  **C**  **D** 

nothing I've become. Bring me to



Em



To Coda

life. (I've been liv - ing a lie. ) (There's noth - ing in - side.)

C



D



Em



Bring me to life.

Bridge:

Am



Em/G



B7sus/F#



Em



Fro - zen in - side with - out your touch, with - out your love, dar - ling. On -

Am



Em/G



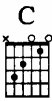
B7sus



D.S. % al Coda

ly you are the life a - mong the dead.

♩ Coda



Bring me to

(There's noth - ing in - side.)

Em



Am/E



life.

*mp*

Em



Am/E



*Repeat ad lib. and fade*

**Verse 3:**

All this time I can't believe I couldn't see.  
 Kept in the dark, but you were there in front of me.  
 I've been sleeping a thousand years, it seems.  
 Got to open my eyes to everything.  
 Without a thought, without a voice, without a soul.  
 Don't let me die here.  
 There must be something more.  
 Bring me to life.  
 (To Chorus:)

# CAN'T GET YOU OUT OF MY HEAD

Words and Music by Cathy Dennis and Robert Davis

♩ = 126



First system of musical notation. It features a guitar part with a treble clef and a piano accompaniment with a grand staff (treble and bass clefs). The guitar part consists of a single note on the D string, 5th fret, held throughout the system. The piano accompaniment features a rhythmic pattern of eighth notes in the bass line and quarter notes in the treble line.



Second system of musical notation. It features a vocal melody line with a treble clef and a piano accompaniment with a grand staff. The vocal line consists of a series of eighth and quarter notes, with lyrics underneath. The piano accompaniment continues with a similar rhythmic pattern to the first system.

La la la la— la la la la. La la la la— la la la la.



Third system of musical notation. It features a vocal melody line with a treble clef and a piano accompaniment with a grand staff. The vocal line continues with lyrics. The piano accompaniment continues with the same rhythmic pattern.

La la la la— la la la la. La la la la— la la la. I just



can't get you out of my head; boy, your lov - ing is all I think a-bout. I just



1.



can't get you out of my head; boy, it's more than I dare to think a-bout.

2.



think a - bout. Ev - - - 'ry night,  
There's a dark



e - - - ve - ry day, just - - - to - be  
se - - - cret in me. Don't - - - leave - me

Asus4



A



there locked in your arms! Won't you  
in your heart. Set me

Dm7



F



Am9



C



stay? Won't you  
free. Feel the

Dm7



F



Am9



To Coda ⊕

lay? Stay for  
need in me.

Bbmaj7



N.C.

D.%. (2°) al Coda

ev - er and ev - er and ev - er and ev - er.

⊕ Coda

Dm7



F



set me free.

Am9



Bbmaj7



Stay for ever and

ev - er and ev - er and ev - er.

*Repeat ad lib. to fade*

Dm



F



Am



C



La la la la la la. La la la la la la.



# COME CLEAN

Words and Music by John Shanks and Kara Dio Guardi

Moderately fast ♩ = 120




Verse:








earth, the sun, the stars all a - lined.  
 pig - ment of truth be - neath my skin.



'Cause per - fect did - n't feel so  
 'Cause dif - f'rent does - n't feel so



per - fect. Try'n' to fit a square in - to a cir -  
 dif - f'rent. And go - in' out is bet - ter than al -



cle was no life. I de - fy.  
 ways stay - ing in. Feel the wind.

Chorus:

N.C.



Let the rain\_\_\_\_\_ fall down and

B

F#

G#m7

Emaj9

B

C#

wake my dreams... Let it wash... a - way my san - i - ty... 'Cause I wan -

G#m7

Emaj9

B

F#

G#m7

Emaj9 To Coda ⊕

na feel the thun-der, I wan - na scream... Let the rain\_\_\_\_\_ fall down, I'm

B

C#7

com - ing clean... I'm\_\_\_\_\_ com - ing

1.



clean.

2.



2. I'm

clean.



(Rain

fall

I'm down,

please.

com - ing

Rain

clean. fall



down,

please.

I hear

rain.

Rain

fall

down.)



Let the rain fall. Let the rain fall.



*D.S. al Coda*  
N.C.

I'm com - ing clean. Let the rain\_

**Chorus:**

*Coda*



*(Bkgd voc.)*



com - ing clean. Let the rain\_ fall down and wake my dreams. Let it wash\_

*(Lead vocal ad lib.)*



a - way my san - i - ty. 'Cause I wan - na feel the thun - der, I wan -

B      F#      G#m7      Emaj9      B      C#

na scream. Let the rain fall down.      Let the rain I'm coming clean.

C#9      G#m7

fall down.

E2      G#m7

Let's go back,

E2

back to the beginning.

# COMPLICATED

Words and Music by Lauren Christy, David Alspach, Graham Edwards and Avril Lavigne

Gtr. tuned down 1 whole step:

⑥ = D ③ = F

⑤ = G ② = A

④ = C ① = D

Moderately slow rock ♩ = 80

Guitar → Em



Cmaj7



G



D



Piano → Dm

Bmaj7

F

C

Em



Dm

Cmaj7



Bmaj7

G



F

D



C

Em7



Dm7

Cmaj9



Bmaj9

G



F

D



C

Em7



Dm7

Cmaj9



Bmaj9

G



F

D



C

Verse:



F



Dm7

1. Chill out, what - cha yell - ing for? Lay back, it's all been done\_\_ be - fore.  
 2. You come o - ver, un - an - nounced, dressed up\_\_ like you're some - thing else.  
 no. 3. (Inst. solo ad lib...)

**C(9)** **Bb(9)** **Dsus** **Csus** **D** **C**

And if you could on - ly let it be, you will see  
 Where you are ain't where\_ it's at. You see, you're mak - ing me... *...end solo)*

**G** **F** **Em7** **Dm7**

I like you the way\_ you are when we're driv - ing in\_ your car  
 laugh out when you strike\_ your pose. Take off all your prep - py clothes.  
 Chill out, what - cha yell - ing for? Lay back, it's all been done\_ be - fore.

**C(9)** **Bb(9)** **Dsus** **Csus** **D** **C**

and you're talk - ing to\_ me one on one. But you be - come\_ }  
 You know you're not fool - ing an - y - one\_ when you be - come\_ }  
 And if you could on - ly let it be, you will see\_ }



C(9)



Bb(9)

Em



Dm

some - bod - y else 'round ev - 'ry - one else. You're watch - ing your back like you can't re - lax. You're

C(9)



Bb(9)

D5



C5

try'n' to be cool, you look like a fool to me. Tell me

Chorus: Em7



Dm7

C(9)



Bb(9)

G



F

Dsus



Csus

D



C

why'd you have to go and make things so com - pli - cat - ed? See, the way you're

Em7



Dm7

C(9)



Bb(9)

G



F

Dsus



Csus

D



C

act - ing like you're some - bod - y else gets me frus - trat - ed. Life's like this, you,

Em7



Dm7

C(9)



Bb(9)

G



F

Dsus



Csus

D



C

you fall\_\_\_ and you crawl\_\_\_ and you break\_\_\_ and you take\_\_\_ what you get\_\_\_ and you turn\_\_\_ it in - to

Am9



Gm9

1.

C2



Bb2

hon - es - ty. \_\_\_ Prom - ise me I'm nev - er gon - na find ya fake \_\_\_ it. No, no, \_\_\_

G5



F5

2.

C2



Bb2

no. \_\_\_ it. No, no, \_\_\_

3.

C2



Bb2

D.S. %

4.

C2



Bb2

\_\_\_ it. No, no. \_\_\_ it. No, no, \_\_\_ no.

# CAN'T FIGHT THE MOONLIGHT

Words and Music by Diane Warren

Moderately slow  $\text{♩} = 98$

Verse:

1. Un - der a lov - er's sky,                      gon - na be with you,                      and no  
 2. There's no es - cape from love.                      Once the gen - tle breeze                      weaves

one's gon - na be a - round.                      If you think that you won't fall,                      we'll just wait  
 its spell up - on your heart,                      no mat - ter what you think,                      it won't be



un - til, 'til the sun goes down. Un - der - neath the star -  
 too long 'til you're in my arms. Un - der - neath the star -



light, star - light, there's a mag - i - cal feel - ing so right.  
 light, star - light, we'll be lost in a rhy - thm so right.



N.C.



Chorus:




It will take you in to-night. } You can try to re - sist, try to hide.  
 Feel it steal your heart to-night. }







— from my kiss, but you know, but you know that you can't fight the moon - light. Deep -


**Cm**  **Fm7** 




— in the dark, — you'll sur - ren - der your heart. — Don't you know, —




**Bb**  **Ab**  **G**  **Fm7** 



— don't you know — that you can't fight the moon - light, no, — you can't fight




1. **G7**  **G/B**  2. **G7** 

it. It's gon - na get to your heart. — it.



**Fm7**  **G7**  N.C.

No mat - ter what you do the night is gon - na get to you. —



## Bridge:

Bm7 Em7 A

Can't fight it. Don't try it, you're nev -

Fm7

er gon - na win, cuz, un - der - neath the star -

E♭ Fm7 E♭/G

light, star - light, there's a mag - i - cal feel - ing so right.

A♭ A♭5

It will steal your heart to - night. You can try

## Chorus:



— to re - sist, — try to hide — from my kiss, — but you know, — but you know — that you



can't fight the moon - light. Deep — in the dark, — you'll sur - ren - der your heart. — Don't you know, —



— don't you know — that you can't fight the moon - light, no, — you can't fight

1.



2.



it. You can try — it. It's gon-na get to your heart. —

# FALLIN'

Words and Music by Alicia Augello-Cook

Freely

N.C.

Musical score for the first system of "Fallin'". It features a vocal line and a piano accompaniment. The key signature is one sharp (F#) and the time signature is 12/8. The vocal line begins with the lyrics "I keep on fall - in' in \_\_\_\_\_ (Vocal ad lib.) and". The piano accompaniment starts with a mezzo-forte (*mf*) dynamic. The bass line is mostly silent, with a few notes in the final measure.

Moderate Blues tempo

Musical score for the second system of "Fallin'". It features a vocal line and a piano accompaniment. The key signature is one sharp (F#) and the time signature is 12/8. The tempo is marked "Moderate Blues tempo". The vocal line begins with the lyrics "out of love with - a you. Some - times\_ I". Above the vocal line, guitar chord diagrams for Em and Bm7 are provided. The piano accompaniment features a steady eighth-note bass line in the left hand and a melody in the right hand.

Musical score for the third system of "Fallin'". It features a vocal line and a piano accompaniment. The key signature is one sharp (F#) and the time signature is 12/8. The vocal line begins with the lyrics "love you some - times you make me blue. Some - times I feel". Above the vocal line, guitar chord diagrams for Em and Bm7 are provided. The piano accompaniment continues with the same eighth-note bass line and melody as the previous system.



Em Bm7 Em Bm7

good. At times I feel used. Lov - ing you

Em Bm7 Em Bm7



dar - ling — makes me so con - fused. I — keep — on

Em Bm7 Em Bm7


fall - in' in and out — of love with - a you. I —



Em Bm7 Em Bm7

nev - er loved some - one — the way that I love a - you. Oh, oh,


Em  Bm7 





I nev - er felt this - a




Em  Bm7 





way. How do you give me so much




Em  Bm7  Em  Bm7 

pleas - ure and cause me so much pain? Yeah, yeah. Just when I



Em  Bm7  Em  Bm7 

think I'm tak - ing more than would a fool, I start



Em Bm7 Em Bm7

fall - in' back in love with you I keep on

Detailed description: This system contains the first two lines of music. The top line is a vocal melody in G major, starting with a half note G4, followed by quarter notes A4, B4, C5, and D5. The piano accompaniment features a steady eighth-note bass line in the left hand and chords in the right hand. Chord diagrams for Em and Bm7 are provided above the staff.

Em Bm7 Em Bm7

fall - in' in and out of love with - a you. I

Detailed description: This system contains the next two lines of music. The vocal melody continues with quarter notes E5, D5, C5, and B4. The piano accompaniment maintains the same rhythmic pattern. Chord diagrams for Em and Bm7 are provided above the staff.

Em Bm7 Em Em/B B7#9

nev - er loved some - one the way that I love a - you. Oh ba - by.

Detailed description: This system contains the next two lines of music. The vocal melody features a half note G4, followed by quarter notes A4, B4, and C5. The piano accompaniment includes a B7#9 chord in the right hand. Chord diagrams for Em, Bm7, Em, Em/B, and B7#9 are provided above the staff.

Em Bm7 Em Bm7

I, I, I, I'm fall - in'.

Detailed description: This system contains the final two lines of music. The vocal melody starts with a half note G4, followed by quarter notes A4, B4, and C5. The piano accompaniment continues with the established pattern. Chord diagrams for Em and Bm7 are provided above the staff.

Em Bm7 Em Bm7

I, I, I, I'm fall in'.

This system contains the first four measures of the piece. It features guitar chords Em and Bm7. The vocal melody consists of quarter notes with lyrics 'I, I, I, I'm fall in''. The piano accompaniment includes a bass line with eighth notes and chords in the right hand.

Em Bm7

Fall

This system contains measures 5-8. The guitar chords are Em and Bm7. The vocal melody continues with the word 'Fall' over a long note. The piano accompaniment features a more active right hand with eighth-note chords and a steady bass line.

Em Bm7 Em Bm7

fall fall.

This system contains measures 9-12. The guitar chords are Em and Bm7. The vocal melody has 'fall' and 'fall.' over long notes. The piano accompaniment continues with eighth-note chords and a bass line.

Em Bm7 Em Bm7

I keep on fall - in' in and out of

This system contains the final four measures (13-16). The guitar chords are Em and Bm7. The vocal melody continues with 'I keep on fall - in' in and out of'. The piano accompaniment concludes with eighth-note chords and a bass line.

Em Bm7 Em Bm7

love with - a you. I \_\_\_\_\_ nev - er loved some - one \_\_\_\_\_ the way that

Detailed description: This system contains the first two measures of the song. It features a vocal line with lyrics, a guitar line with chords (Em, Bm7, Em, Bm7), and a piano accompaniment with treble and bass staves. The piano part consists of a steady eighth-note bass line and a treble line with chords and melodic fragments.

Em Bm7 Em Bm7

I love a - you. I'm \_\_\_\_\_ fall - in' in and out \_\_\_\_\_ of

Detailed description: This system contains the next two measures. The guitar chords are Em, Bm7, Em, and Bm7. The piano accompaniment continues with the same rhythmic pattern as the first system.

Em Bm7 Em Bm7

love with a - you. I \_\_\_\_\_ nev - er loved some - one \_\_\_\_\_ the way that

Detailed description: This system contains the next two measures, repeating the first line of the song. The guitar chords are Em, Bm7, Em, and Bm7.

Em Bm7 Em Bm7

I love a - you. I'm \_\_\_\_\_ fall - in' in and out \_\_\_\_\_ of

Detailed description: This system contains the final two measures, repeating the second line of the song. The guitar chords are Em, Bm7, Em, and Bm7.

Em Bm7 Em Bm7

love with a - you. I \_\_\_\_\_ nev - er loved some - one \_\_\_\_\_ the way that

Detailed description: This system contains the first two lines of music. The top line is a vocal melody in treble clef with lyrics. The second line is a piano accompaniment in treble clef. The bottom line is a piano accompaniment in bass clef. Chord diagrams for Em and Bm7 are shown above the staff. The lyrics are: "love with a - you. I \_\_\_\_\_ nev - er loved some - one \_\_\_\_\_ the way that".

Em Em/B N.C. Em Bm7

I love a - you. What?

Detailed description: This system contains the third and fourth lines of music. The top line is a vocal melody in treble clef with lyrics. The second line is a piano accompaniment in treble clef. The bottom line is a piano accompaniment in bass clef. Chord diagrams for Em, Em/B, N.C., Em, and Bm7 are shown above the staff. The lyrics are: "I love a - you. What?".

Em Bm7 Em Bm7

Detailed description: This system contains the fifth and sixth lines of music. The top line is a piano accompaniment in treble clef. The bottom line is a piano accompaniment in bass clef. Chord diagrams for Em, Bm7, Em, and Bm7 are shown above the staff.

Em Bm7 Em

Detailed description: This system contains the seventh and eighth lines of music. The top line is a piano accompaniment in treble clef. The bottom line is a piano accompaniment in bass clef. Chord diagrams for Em, Bm7, and Em are shown above the staff.

# GENIE IN A BOTTLE

Words and Music by Steve Kipner, David Frank and Pamela Sheyne

Moderately slow ♩ = 84




N.C.



3






N.C.

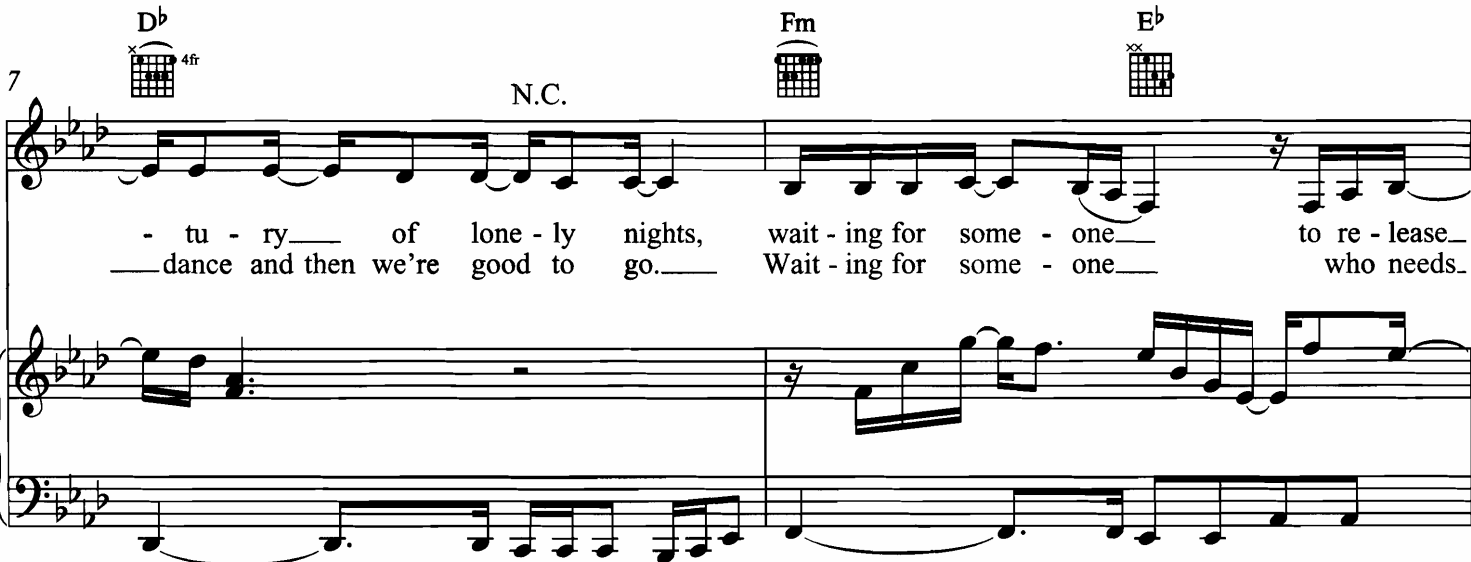





5

1. I feel like I've\_\_ been locked\_ up tight for a cen -  
mu - sic's play - ing and the light's down low.. Just one more..


7  4fr N.C.  



- tu - ry of lone - ly nights, wait - ing for some - one to re - lease  
 — dance and then we're good to go. Wait - ing for some - one who needs.



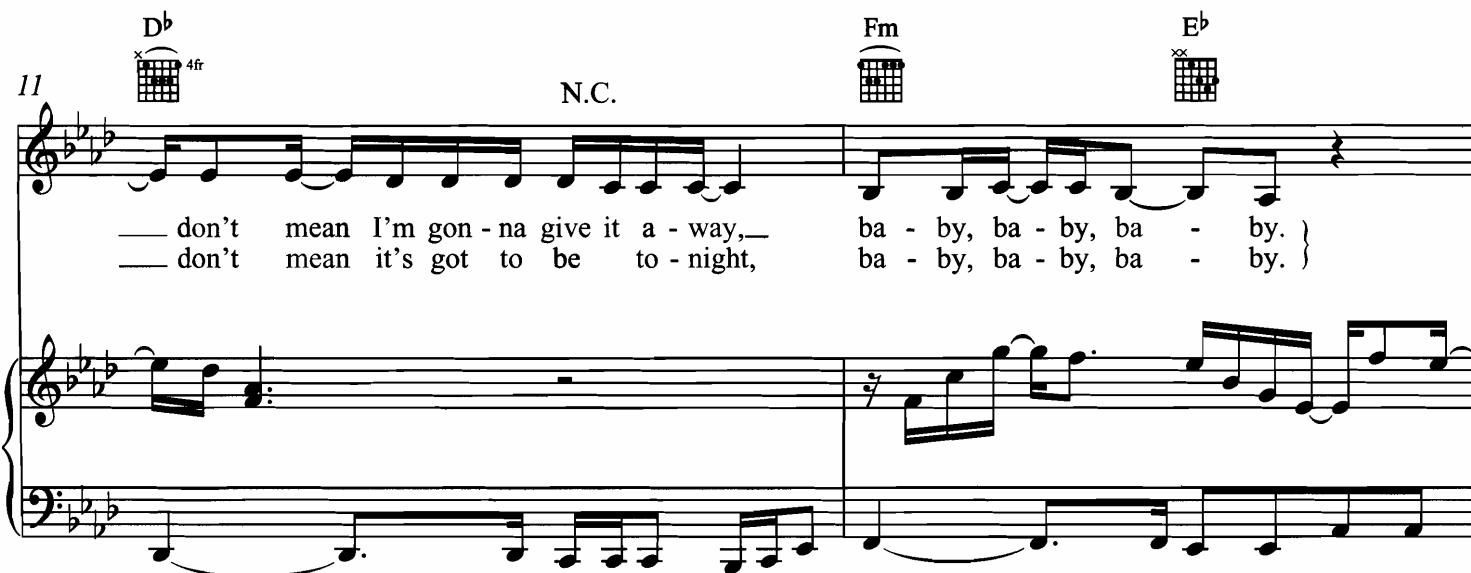
9  4fr N.C.  

— me. You're lick - in' your lips and blow - ing kiss - es my way, but that  
 — me. Hor - mones rac - ing at the speed of light, but that.






11  4fr N.C.  


— don't mean I'm gon - na give it a - way, — ba - by, ba - by, ba - by. }  
 — don't mean it's got to be to - night, ba - by, ba - by, ba - by. }










13  N.C.  




Oh,




15    





my bo - dy's say - ing, "Let's go!" Oh,




17     *Chorus*





but my heart is say - ing, "No." If you want to be with




19    





me, ba - by, there's a price to pay. I'm a ge - nie in a bot -




21    





tle, you got - ta rub me the right way. If you want to be with




23    

me, I can make your wish come true. { You got - ta make a big\_ im - pres -  
Just come and set me



25   *To Coda*  

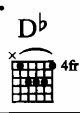
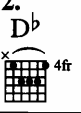
sion, I got - ta like what you do... I'm a ge - nie in a bot - tle, ba - by,  
free, and, ba - by, I'll be with you...



27    

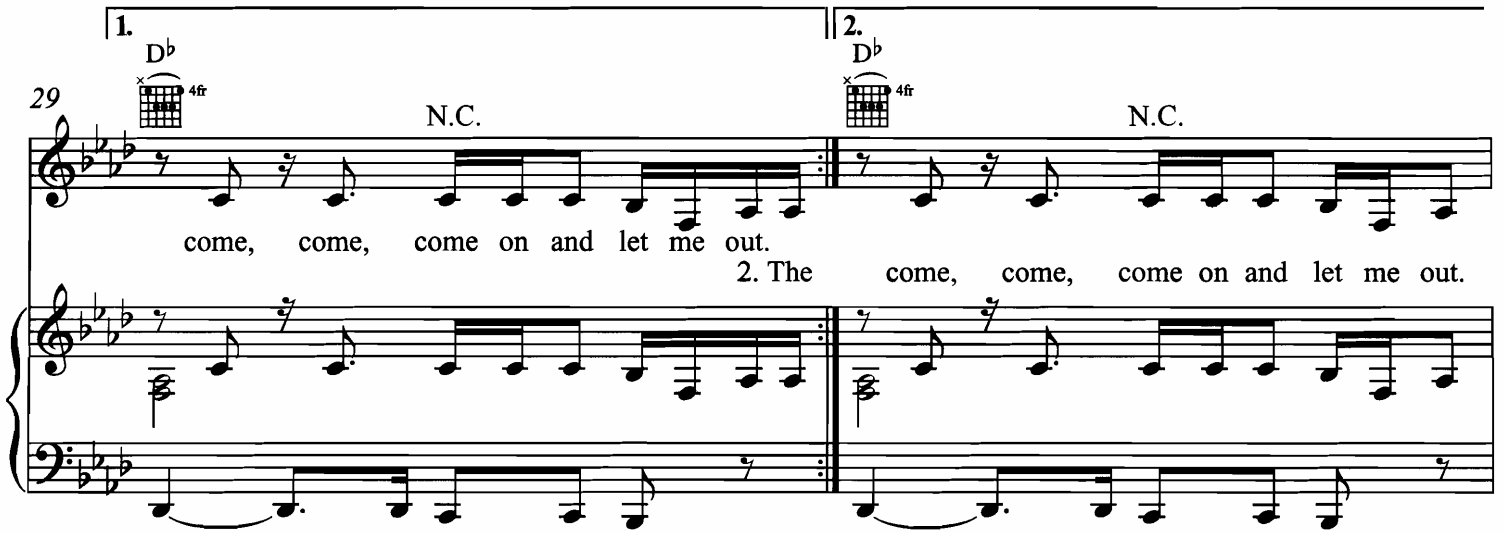
you got - ta rub\_ me the right\_ way, ho - ney. I'm a ge - nie in a bot - tle, ba - by,




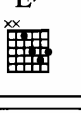
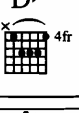
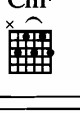
1.  4fr N.C. 2.  4fr N.C.

29


come, come, come on and let me out. 2. The come, come, come on and let me out.




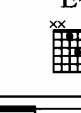
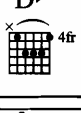
31

 Fm  Eb  4fr  Cm7


I'm a ge - nie in a bot - tle, ba - by, you got - ta rub\_ me the right\_ way, ho - ney.




33



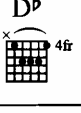

 Fm  Eb  4fr N.C. *D. al Coda*

I'm a ge - nie in a bot - tle, ba - by, come, come, come on and let me out.








 CODA

35

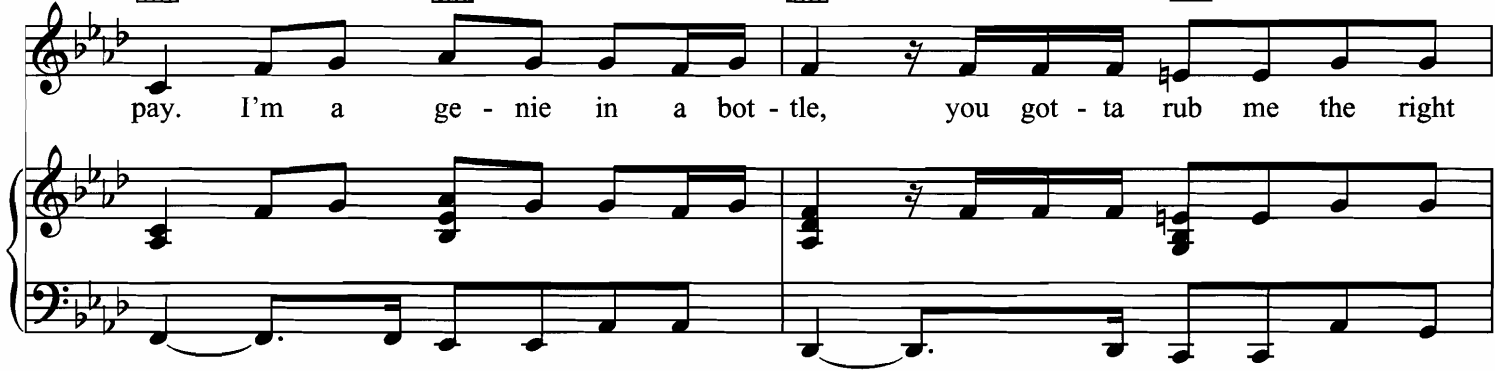
 Fm  Eb  4fr  Cm7





— If you want to be with me, ba - by, there's a price to




37    





pay. I'm a ge - nie in a bot - tle, you got - ta rub me the right




39    




way. If you want to be with me, I can make your wish come



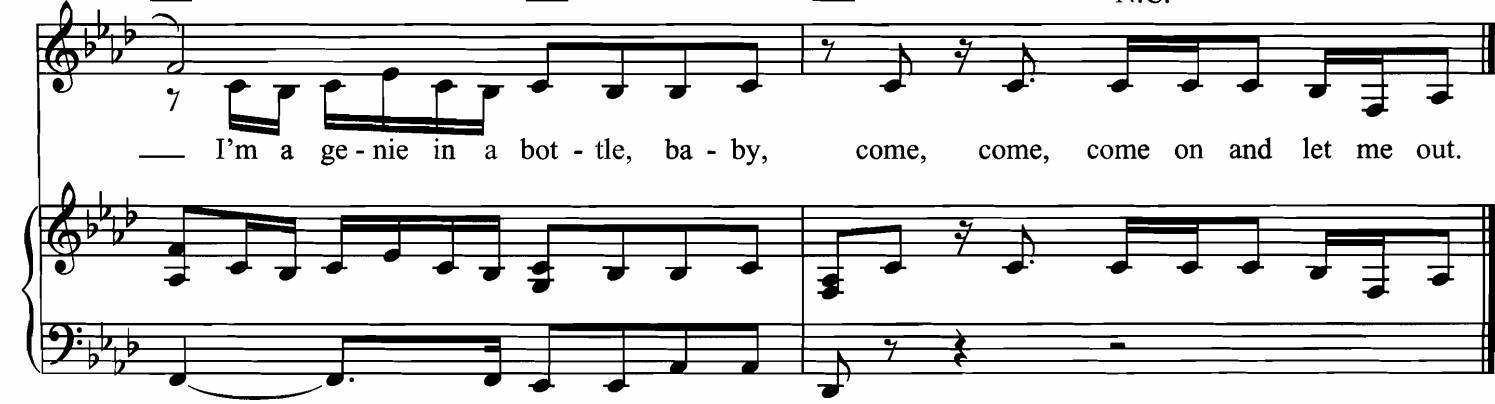
41    

true. Just come and set me free, ba - by, and I'll be with you..



43    N.C.

I'm a ge - nie in a bot - tle, ba - by, come, come, come on and let me out.



# GROOVEJET (IF THIS AIN'T LOVE)

Words and Music by Vincent Montana Jr, Ron Walker,  
Cristiano Spiller, Sophie Ellis-Bextor and Robert Davis

$\text{♩} = 120$



1. | 2.



1. Hold - ing you clos - er, it's time that I told you ev - 'ry-thing's going to be fine.  
(2.) Shame comes to - mor - row, we beg, steal or bor - row to make all we can in the sun.

Know that you mean it and try to be - lieve it, take me one step at a time. } If — this ain't love...  
While we are mov - ing the mu - sic is sooth - ing, trou - bles we thought had be - gun. }

Dm7



(Why does it feel, — ah.) (Why does it feel, — ah.) (Why does it feel, — ah.)

Am



Why does it feel — so good? —

Dm7



If — this ain't love. — (Why does it feel, — ah.)

G



(Why does it feel, — ah.) (Why does it feel, — ah.) Why does it feel — so good? —

Am



Musical notation for the first system, including a vocal line and piano accompaniment.

G9sus4



C



Em7



Musical notation for the second system, including a vocal line and piano accompaniment.

Will you re - mem-ber— me,— boy? — Re - mem-ber me, boy,— will you—

Am7



Am



Musical notation for the third system, including a vocal line and piano accompaniment.

— re - mem-ber?

Am



Musical notation for the fourth system, including a vocal line and piano accompaniment.

3. Just for this life - time you can be my pas - time, here are the rules of our—

Dm7



— play. In it to - geth - er 'til I know you bet - ter.

Am



Dar-ling, dar - ling, now what do you say. If this ain't love..

Dm7



(Why does it feel, — ah.) (Why does it feel, — ah.) (Why does it feel, — ah.)

Am



Dm7



(Ah.) (Why does it feel, — ah.) (Why does it feel, — ah.)





(Why does it feel,— ah.) Why does it feel— so good?—

If— this ain't love.—

If— this ain't love.—



(Why does it feel,— ah.) (Why does it feel,— ah.) (Why does it feel,— ah.)



Why does it feel— so good?— If— this ain't love.—

G9sus4



C



Em7



Why does it feel — so good? —

Am7



Am



Dm7



Am



Am



Repeat to fade

Perc.

# HERE WITH ME

Lyrics by Dido Armstrong  
 Music by Dido Armstrong, Paul Statham and Pascal Gabriel

$\text{♩} = 84$

G/B

Bm

G/B

Bm

Bm

G/B

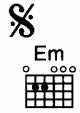
1. I did-n't hear you leave,  
 2. I don't wan-na call my friends,-

I won-der how am I still here.  
 they might wake me from this dream.

And I don't wan-na move a thing,-  
 And I can't leave this bed,-



it might change risk for - get - ting all my me - mo - ry. }  
that's been.



Oh, I am what I am, I'll do what I want. But



I can't hide. And I won't go, I won't



sleep, I can't breathe un - til you're rest - ing here with me. And I

Bm



won't- leave, and I can't hide, I can - not

3

3

1.

A



be un - til you're rest - ing here with me.

2,3.

A



be un - til you're rest - ing here. And I won't-

G



D



go, and I won't sleep, and I can't breathe un - til you're

Dmaj7



Bm



rest - ing here with me. And I \_\_\_\_\_ won't\_ leave, and I \_\_\_\_\_ can't

Asus4



A



To Coda ◊

hide, — I \_\_\_\_\_ can-not be un - til you're rest-ing here — with me. —



D. §. al Coda

Oh, I

◊ Coda



# HUNG UP

Words and Music by Madonna, Stuart Price, Benny Andersson and Björn Ulvaeus

♩ = 125

N.C.

Time goes by so slow-ly. Time goes by

5

Dm F Am Dm

so slow-ly. Time goes by so slow-ly. Time goes by so slow-ly.

10

F Am Dm




Time goes by so slow-ly. Time goes by so slow-ly.

14


F Am Dm

Time goes by so slow-ly. Time goes by so slow-ly.

18

Dm  F  Am 

Ev-'ry lit-tle thing— that you say or do, I'm hung up, I'm hung—





21

Dm  F 


up on you. — Wait-in' for your call, — ba-by, night and day, I'm fed up,



24

Am  Dm  **To Coda**  $\Phi$  N.C.

I'm tired of wait-in' on you. — 1. Time goes by so



27

slow-ly for those who wait, no time to hes-i - tate. — Those who run seem to





31

have all the fun, I'm caught up, I don't know what to do.

34

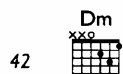
Time goes by so slow-ly. Time goes by so slow-ly.

38



*D.º. al Coda*

Time goes by so slow-ly, I don't know what to do.



♠ **Coda**



Ev-ry lit-tle thing\_ that you say or do, I'm hung up, I'm hung\_

45  

up on you. Wait-in' for your call— ba-by night and day, I'm fed up,

48   N.C.

I'm tired of wait-in' on you. 2. Ring, ring, ring goes the

51

te-le - phone, the lights are on but there's no - one home. Tick, tick, tock, it's a

55

quar-ter to two, and I'm done, I'm hang-ing up on you.

58

B $\flat$  F A Dm

I can't keep \_\_\_\_\_ on wait - ing \_\_\_\_\_ for you, \_\_\_\_\_

62

B $\flat$  F A Dm

I know that you're still he - si - ta - ting. \_\_\_\_\_

66

B $\flat$  F A Dm

Don't cry for me, 'cos I'm find - - ing my way, \_\_\_\_\_

70

B $\flat$  F A

you'll wake up \_\_\_\_\_ one \_\_\_\_\_ day \_\_\_\_\_ but it'll be too late. \_\_\_\_\_

74

Dm F Am

Ev-'ry lit-tle thing\_ that you say or do, I'm hung up, I'm hung-

77

Dm F

up on you. Wait-in' for your call\_ ba-by night and day, I'm fed up,

80

Am Dm

I'm tired of wait-in' on you.

F Am Dm

83

F Am Dm

86

F Am Dm

repeat to fade

# I'M LIKE A BIRD

Words and Music by Nelly Furtado

$\text{♩} = 90$   
N.C.

1. You're

(1.) beau-ti - ful, — and that's for sure, — you'll nev - er ev - er — fade. —  
2. faith in me — brings me to tears ev - en af - ter all these — years. —

— You're love - ly — but it's not for sure — that  
And it pains me so much to tell — that

B $\flat$  F E $\flat$ maj9

I won't ev - er trade. And tho' my love is rare,  
you don't know me that well.

F6 E $\flat$  F

yeah, and tho' my love is true,

B $\flat$  F6

I'm like a bird, I'll on - ly fly a - way. I don't know where my

Cm E $\flat$

soul is, I don't know where my home is. (And ba - by all I need for you to

B $\flat$  F6

I'm like a bird, I'll on-ly fly a-way. I don't know where my  
know is:)

Cm E $\flat$

soul is, I don't know where my home is. 2. Your  
(All I need for you to know is:)

2. E $\flat$  E $\flat$  maj9

home is. (And ba-by all I need for you to know is:)  
It's not that I wan-na say good-by,

Gm7 E $\flat$  maj7 F

it's just that ev-'ry time you try to tell me, me, that you love me, oh, oh,



each and ev - 'ry sin - gle day, — I know I'm gon - na have - to e - ven - tu - al - ly give - you - a -



- way, — yeah, yeah, yeah, — yeah. — And tho' my love - is — rare, — rare, — rare, —



— and — tho' my love - is true, — yeah, — I'm just —



— scared, — yeah, — yeah, — and tho' we may fall through - woo - woo - woo - woo - woo - woo - woo - woo, —



F6 F Bb

yeah, — yeah, yeah, — yeah. — I'm like — a bird, —

F6 Cm

I — don't know — where my soul is, I — don't know — where my

Eb Bb

home is. (And ba - by all I need for you to know is:) I'm like — a bird, — I'll on - ly fly a -

F6 Cm

- way — I — don't know — where my soul is, I — don't know — where my



home is. (And ba - by all I need for you to know is:) I'm like a bird, I'll on - ly fly a -



- way I don't know where my soul is, I don't know where my






home is. (And ba - by all I need for you to know is:) I'm like a bird, I'll on - ly fly a -




Repeat to fade




- way I don't know where my soul is, I don't know where my home is. (And ba-by all I need for you to




7   




same old song\_ that we played a - long\_ that made my mom - ma cry. \_\_\_\_\_  
 same old song\_ that we played a - long\_ that made my dad - dy cry. \_\_\_\_\_




9   

I miss those days, \_\_\_\_\_ I miss those ways, \_\_\_\_\_ when



11   

I got lost\_ in fan - ta - sies, \_ in a car - toon land\_ of mys - te - ries, \_ in a



13

place you won't grow old, \_\_\_\_\_ in a place you won't feel cold. \_\_\_\_\_ And I'll sing



15

Am F G Em

(Da - da - da - da da - da da - da - da - da da - da). Seems I'm lost in my re -

17

Am F G Em

- flec - tion. (Da - da - da - da da - da da - da - da - da da - da). Find a star for my di -

19

Am F G Em

- rec - tion. (Da - da - da - da da - da da - da - da - da da - da). For the lit - tle girl in -

21

Am F G Em Am F

- side, who won't just hide. Don't let me see mis - takes and lies, let me keep my

24 **G** **Em** *To Coda* **E** **F** **A/C#**

— faith in in - no - cent eyes. — Un - der my feel - ings, un -

27 **Dm** **F** **A/C#** **Dm**

- der my skin — un - der the thoughts, or with - in —

30 **F** **A/C#** **Dm** **F** **A/C#** **Dm**

Learn - ing the sub - text of the mind See cre - a - tion, how we're de - fined

34 **Am** **D. al Coda**

 **Coda**

36    

(Da - da - da - da da - da da - da - da - da da - da). Faith in in - no - cent eyes. —

38      

— (Da-da-da-da da - da da - da - da - da da - da). Faith in in - no - cent eyes. — (Da-da-da-da da - da da - da - da - da

41      

da - da). For the lit - tle girl in - side, who won't just hide. — Don't let me see mis - takes and

44     

lies, let me — keep my — faith in in - no - cent eyes. —



# OVER THE RAINBOW

Words by E Y Harburg  
 Music by Harold Arlen

♩ = 90

Capo  
1st fret

A<sup>b</sup>add9 A<sup>b</sup>5 A<sup>b</sup>add9 A<sup>b</sup>5 A<sup>b</sup>add9 A<sup>b</sup>5 A<sup>b</sup>add9 A<sup>b</sup>5 B<sup>b</sup>m7 B<sup>b</sup>7sus4 B<sup>b</sup>m7 B<sup>b</sup>7sus4 D<sup>b</sup>/E<sup>b</sup> E<sup>b</sup>7sus4/B<sup>b</sup>

Piano introduction in 4/4 time, featuring a melody in the right hand and a bass line in the left hand. The key signature has three flats (B-flat major/D-flat minor).

A<sup>b</sup>add9 Fm Cm7 A<sup>b</sup>7

Vocal line starting with a whole note rest, followed by a half note, a quarter note, and a quarter note.

1. Some - - - - where ov - er the rain - bow -  
 2. Some - - - - where ov - er the rain - bow -  
 (3<sup>rd</sup> Instrumental)

Piano accompaniment for the first part of the song, matching the vocal line.

D<sup>b</sup> D<sup>b</sup>m7 A<sup>b</sup>add9 A<sup>b</sup>7 A<sup>b</sup>sus4/B<sup>b</sup> A<sup>b</sup>/C

Vocal line with lyrics: "way skies up high, are blue,"

Piano accompaniment for the second part of the song, matching the vocal line.



in a land  
 and the dreams

that I heard of once,  
 that you dared to dream  
 once in a lul - - -  
 real - ly do

- la - by. Some  
 come - true.

day I'll wish up-on a star  
 and wake up where the

E<sup>b</sup>7/G   E<sup>b</sup>/G   E<sup>b</sup>7/G   E<sup>b</sup>/G   A<sup>b</sup>ma<sup>j</sup>9   Fm

clouds are far ————— be - hind me.

B<sup>b</sup>m7   B<sup>b</sup>m9   Cm/E<sup>b</sup>   B<sup>b</sup>m/E<sup>b</sup>   A<sup>b</sup>add9   A<sup>b</sup>5   A<sup>b</sup>add9   A<sup>b</sup>5



Where ————— trou - bles


A<sup>b</sup>add9   A<sup>b</sup>5   A<sup>b</sup>add9   A<sup>b</sup>5   G7

melt like le - mon drops a - way a - bove ————— the chim - ney tops, that's

Cm   Cm/B   To Coda ⊕   B<sup>b</sup>m7   E<sup>b</sup>7/G   D.%. al Coda





where ————— you'll ————— find ————— me. —————


**Coda**  **rit.** 









me.


**a tempo**







Some - - - where - - - ov - er - - - the rain - bow - - -



skies - - - are - blue, - - - and - - -



the - - - dreams - - - that you dared - to - - -

rit.


a tempo



— dream — real - ly do — come — true. — If



hap - py — lit - tle blue - birds — fly — a - bove the rain - bow,



rubato


a tempo



why, oh why can't I?



rit.



# JUST LIKE A PILL

Words and Music by Alecia Moore and Dallas Austin

## Moderate Pop-Rock

**A** **F#m7(no3rd)** **D5** **E5**

*mf*

**A5** **F#m** **D5**

I'm ly - ing here \_\_\_\_\_ on the floor where you left me. I  
 I hav - en't moved \_\_\_\_\_ from the spot where you left me. This

**E5** **A5** **F#m**

think I took too much. I'm cry - ing here, \_\_\_\_\_ what have you \_\_\_\_\_  
 must be a bad trip. All of the oth - er pills, they were dif -

**D5** **E5** **D5**



\_\_\_\_\_ done? I thought it would be \_\_\_\_\_ fun. } I can't stay on your life \_\_\_\_\_  
 - f'rent, may - be I should get some help. }

E5  D5  E5 


3





— sup - port, there's a short-age in the switch. — I can't stay on your mor - phine, 'cause it's mak-ing me itch. —




D5  E5 




— I said I tried to call — the nurse — a - gain, but she's being a lit - tle bitch. —




D5  E5  To Coda  A5 

— I think I'll get out — of here, where I can run just as fast as I can —



F#5  D5  E5 

— to the mid-dle of no - where, — to the mid-dle of my frus - trat - ed fears. — And I



A5

F#5

D5



swear, you're just like a pill. — 'Stead of mak-ing me bet - ter, you keep mak-ing me ill, —

E5

A5

F#5



— you keep mak-ing me ill. Run just as fast as I can — to the mid-dle of no - where, —

D5

E5

A5



— to the mid-dle of my frus - trat - ed fears. — And I swear, you're just like a pill. —

F#5

D5

E5



D.S. al Coda

— 'Stead of mak-ing me bet - ter, you keep mak-ing me ill, — you keep mak-ing me ill.

CODA

A5

F#5

run just as fast as I can \_\_\_\_\_ to the mid-dle of no - where, \_

D5

E5

\_\_\_\_\_ to the mid-dle of my frus - trat - ed fears. \_ And I

A5

F#m

D5

swear, you're just like a pill. \_ 'Stead of mak-ing me bet - ter, you keep mak-ing me ill, \_

Repeat and Fade

Optional Ending

E5

E5

A5

\_\_\_\_\_ you keep mak - ing me \_\_\_\_\_ you keep mak - ing me ill. \_



# NO MORE DRAMA

Words and Music by Terry Lewis, James Harris, Barry De Vorzon and Perry Botkin Jr

Moderate groove

F#(add2)



F#m



F#m(add2)



F#m



E(add2)



E



Spoken: *I'm so tired.*

*mf*

E(add2)



E



D(add2)



D



D(add2)



D



*Tired of all this drama.* *You go your way,*

F#(add2)



F#m



F#(add2)



F#m



F#(add2)



F#m



*I'll go mine.* *I need to be free.* Sung: *Ooh,*

F#(add2) F#m E(add2) E E(add2) E

ooh, no more, no more. Umm,

*Spoken: I'm so tired. Tired, tired of all this drama.*

D(add2) D D(add2) D F#(add2) F#m

hey ooh, well.

F#(add2) F#m F#(add2) F#m F#(add2) F#m

Bro - ken heart a - gain, an - oth - er les - son learned.

E(add2) E E(add2) E D(add2) D

Bet - ter know your friends or else you will get burned. Got - ta count on me

D(add2)
D
F#(add2)
F#m
F#(add2)
F#m

'cause I can guar - an - tee that - a I'll be fine. No more

F#(add2)
F#m
F#(add2)
F#m
E(add2)
E

pain. No more pain. No more pain. No more

E(add2)
E
D(add2)
D

pain. No dra - ma, (No more dra - ma in my life.)

D(add9)
D
F#(add2)
F#m

no more in my life. No - one's gon - na make me hurt a - gain,

F#(add2) F#m F#(add2) F#m

ooh.) Why'd I play the fool,

F#(add2) F#m E(add2) E E(add2) E

go through ups and downs, know-ing all the time you would-n't be a-round?\_

D(add2) D D(add2) D F#(add2) F#m

But may-be I like the stress, 'cause I was young and rest-less. But that was long a-go.

F#(add2) N.C. F#(add2) F#m F#(add2) F#m

I don't wan-na cry no more. — { pain. tears. No more No more

E(add2) E E(add2) E D(add2) D

game. }  
fears. }

No dra - ma,

Detailed description: This system contains the first two measures of the piece. The guitar part features chords E(add2), E, E(add2), E, D(add2), and D. The vocal line begins with a rest, followed by the lyrics 'No drama,'. The piano accompaniment consists of chords in the right hand and a simple bass line in the left hand.

D(add2) D F#(add2) F#m

1 F#(add2) F#m

no more in my life. No more

Detailed description: This system contains the next two measures. The guitar part features chords D(add2), D, F#(add2), F#m, and a first ending with F#(add2) and F#m. The vocal line continues with 'no more in my life.' and 'No more'. The piano accompaniment continues with chords and a bass line.

2 F#(add2) F#m E/G#

Gon-na speak my mind, o - kay. Ooh, \_\_\_\_\_ it feels \_\_\_\_\_ so good \_\_\_\_\_ when you

Detailed description: This system contains the next two measures. The guitar part features chords F#(add2), F#m, and E/G#. The vocal line continues with 'Gon-na speak my mind, o - kay. Ooh, \_\_\_\_\_ it feels \_\_\_\_\_ so good \_\_\_\_\_ when you'. The piano accompaniment continues with chords and a bass line.

Dmaj7 E/G# G#m7 C#7

\_\_\_\_\_ let go \_\_\_\_\_ of all the dra - ma in \_\_\_\_\_ your life. \_\_\_\_\_ Now you're free \_\_\_\_\_

Detailed description: This system contains the final two measures. The guitar part features chords Dmaj7, E/G#, G#m7, and C#7. The vocal line continues with '\_\_\_\_\_ let go \_\_\_\_\_ of all the drama in \_\_\_\_\_ your life. \_\_\_\_\_ Now you're free \_\_\_\_\_'. The piano accompaniment continues with chords and a bass line.

Dmaj7 F#m

— from all — the pain. — Free — from all — the game Free —

Dmaj7 Amaj7 G#m7 C#7

— from all — the stress, — so bide your hap - pi - ness. —

F#(add2) F#m F#(add2) F#m E(add2) E

I don't know, on - ly God knows where the stor - y ends for — me. But - a

E(add2) E D(add2) D

I know where the stor - y be - gins. — It's up — to us to choose.

D(add2) 2fr  
 D   
 F#(add2)   
 F#m

Wheth-er we win\_ or lose.\_\_\_\_\_ And I choose\_ to win,\_\_\_\_\_

F#(add2)   
 N.C.   
 F#(add2)   
 F#m

ooh.   
 No more { 1. 3. pain.   
 } 2. tears.

F#(add2)   
 F#m   
 E(add2)   
 E   
 E(add2)   
 E

No more game.} No dra -   
 No more fears.}

D(add2) 2fr  
 D   
 D(add2) 2fr  
 D   
 F#(add2)   
 F#m

ma, no more in my life.

1, 2	F#(add2)	F#m	3	F#m(add2)	F#m	E/G#
------	----------	-----	---	-----------	-----	------

No more No more. No more

A	C#7	F#m	E/G#	A	C#7	C#7#9
---	-----	-----	------	---	-----	-------

dra - ma. No more dra - ma.

F#m	E/G#	A	C#7	C#7#9	F#m	E/G#	Dmaj7
-----	------	---	-----	-------	-----	------	-------

No more dra - ma. No more dra - ma.

F#m	E/G#	A	C#7	F#m	E/G#	A	C#7	C#7#9
-----	------	---	-----	-----	------	---	-----	-------

No more dra - ma. No more dra - ma.



F#m E/G# A C#7 C#7#9 F#m E/G#

No more dra - ma. No more

Detailed description: This system contains the first two lines of music. The top line is a guitar part with chords F#m, E/G#, A, C#7, C#7#9, F#m, and E/G# above it. The lyrics 'No more dra - ma. No more' are written below the staff. The bottom two staves are piano accompaniment, with the right hand playing chords and the left hand playing a bass line.

Dmaj7 F#m E/G# A C#7

dra - ma. No more dra - ma.

Detailed description: This system contains the third and fourth lines of music. The top line is a guitar part with chords Dmaj7, F#m, E/G#, A, and C#7 above it. The lyrics 'dra - ma. No more dra - ma.' are written below the staff. The bottom two staves are piano accompaniment, featuring a triplet in the left hand.

F#m E/G# A C#7 F#m E/G#

No more dra - ma. Oh no. Oh no,

Detailed description: This system contains the fifth and sixth lines of music. The top line is a guitar part with chords F#m, E/G#, A, C#7, F#m, and E/G# above it. The lyrics 'No more dra - ma. Oh no. Oh no,' are written below the staff. The bottom two staves are piano accompaniment.

Dmaj7 C#m7 4fr Bm7 A(add9) G#m7 4fr C#7sus 4fr

no more, no more, no more dra - ma. No more dra - ma in my, in my

Detailed description: This system contains the seventh and eighth lines of music. The top line is a guitar part with chords Dmaj7, C#m7 4fr, Bm7, A(add9), G#m7 4fr, and C#7sus 4fr above it. The lyrics 'no more, no more, no more dra - ma. No more dra - ma in my, in my' are written below the staff. The bottom two staves are piano accompaniment.

F#m(add2) F#m F#m(add2) F#m E(add2) E

life. \_\_\_\_\_ Spoken: I'm so tired. I'm \_\_\_\_\_ so tired, \_\_\_\_\_

E(add2) E D(add2) D D(add2) D F#m(add2) F#m

\_\_\_\_\_ so tired. \_\_\_\_\_ Go a-head, let go \_\_\_\_\_ the dra-ma, \_\_\_\_\_ well, \_\_\_\_\_ well.

*So tired of all this drama*

**Repeat and Fade**

F#m(add2) F#m F#m(add2) F#m F#m(add2) F#m E(add2) E

E(add2) E D(add9) D D(add9) D F#m(add2) F#m F#m(add2) F#m

**Optional Ending**

# PUSH THE BUTTON

Words and Music by Dallas Austin, Keisha Buchanan, Mutya Buena and Heidi Range

$\text{♩} = 126$



Musical notation for measures 1-4. The piece is in 4/4 time with a key signature of two sharps (F# and C#). The bass line consists of a steady eighth-note pattern. The treble clef contains a melodic line with eighth and sixteenth notes.

Bm

E

5

Musical notation for measures 5-8. Measure 5 includes a Bm chord diagram. Measure 7 includes an E chord diagram. The bass line continues with eighth notes, and the treble clef has a melodic line.

A



9

Musical notation for measures 9-11. Measure 9 includes an A chord diagram. The vocal line begins with the lyrics: "1. Bu - sy throw - ing hints that he keeps miss - ing, don't have to think a - bout it I". The piano accompaniment features a sustained chord in the right hand and eighth notes in the left hand.

Bm

12



Musical notation for measures 12-14. Measure 12 includes a Bm chord diagram. The vocal line continues with the lyrics: "wan - na kiss — and ev - 'ry - thing a - round it but he's too dis - tant I". The piano accompaniment features a sustained chord in the right hand and eighth notes in the left hand.

15  

wan - na feel his bo - dy I can't re - sist — it. I know my hid - den looks can

18


be de - cei - ving but how — ob - vi - ous should a girl be? I was

21  


ta - ken by the ear - ly con - ver - sa - tion piece, — and I real - ly like the way that he

24 


re - spect - ed me. — I've been wait - ing pa - tient - ly for him to come and get it, I

27  Bm


won-der if he knows that he can say it and I'm with it? I knew I had my mind made up from

30  E



the ve - ry be - gin - ning catch this op - por - tu - ni - ty so you and me could feel it. 'Cos

33  A

if you're rea - dy for me boy— you bet - ter push the but - ton let

36  Bm

me know— be - fore I get the wrong i - dea and go— you're gon - na

39  


miss the freak that I con - trol. 2. I'm bu - sy show - ing him what

42

he's been miss - ing, I'm kind of show - ing off for his full at - ten - tion, my

45  

sex - y ass has got him in the new di - men - sion, I'm rea - dy to do some - thing to re - lieve this mis - sion.

49 



Af - ter wait - ing pa - tient - ly for him to come and get it, he came on through and asked me if I want - ed to get with him, I

53  

knew I had my mind made up from the ve-ry be-gin-ning, won't miss this op-por-tu-ni-ty so you and me could feel it.'Cos



57 


if you're rea-dy for me boy— you bet-ter push the but-ton let me know— be-fore I

61  


get the wrong i - dea and go— you're gon-na miss the freak that I con - trol. —

65 

69  

73 


Af-ter wait-ing pa-tient-ly for him to come and get it, he came on through and asked me if I wan-ted to get with him, I




77  



knew I had my mind made up from the ve-ry be-gin-ning won't miss this op-por-tu-ni-ty so you and me could feel it. 'Cos




81 

if you're rea-dy for me boy— you bet-ter push the but-ton let me know \_ be-fore I



85   *repeat and fade*

get the wrong i - dea and go—you're gon-na miss the freak that I con - trol. \_\_\_\_\_






# REDNECK WOMAN

Words and Music by John Rich and Gretchen Wilson

G5 \*  

*mf*

N.C.



1. Well, I ain't

Verse:

G  




nev - er                      been the Bar - bie - doll                      type. —                      No,  
 2. See additional lyrics

I can't swig that sweet champagne. I'd rather drink beer all night in a tav -

C7

ern, or in a hon-ky-tonk, or on a four-wheel-drive tail - gate.

G

I've got posters on my wall of Sky-nyrd, Kid and Strait. Some

D7

people look down on me, but I don't give a rip. I

C7



N.C.

stand bare-foot-ed in my own front yard with a ba-by on my hip. 'Cause I'm a

**Chorus:**

G



red-neck wom-an, I ain't no high-class broad. I'm just a

prod-uct of my rais-in'. I say, "Hey, y'all," and "Yee haw!" And I

C7



keep my Christ-mas lights on on my front porch all year long. And

G



I know all the words to ev - 'ry { Char - lie Dan - iels } song. — So  
 { Tan - ya Tuck - er }  
 { Ol' Bo - ce - phus }

D7



here's to all my sis - ters out there, keep - in' it coun - try. —

C

N.C.



To Coda ⊕ C



Let me get a big "Hell yeah!" from the red - neck girls like



1.

me. Hell yeah! (Hell yeah!)

| 2.

2. Vic - to - ri - a's

The first system consists of a vocal line and piano accompaniment. The vocal line starts with a whole rest, followed by a quarter note G4, a quarter note A4, and a quarter note B4. A repeat sign follows, with a first ending leading to a second ending: a quarter note G4, a quarter note F4, and a quarter note E4. The piano accompaniment features a rhythmic pattern of eighth notes in the bass and chords in the treble.

C7

(Inst. solo ad lib...)

The second system begins with a guitar chord diagram for C7 (x32010). The vocal line is silent. The piano accompaniment continues with the same rhythmic pattern. An instrumental solo section follows, marked "(Inst. solo ad lib...)", where the piano accompaniment continues while the vocal line remains silent.

G

C7

The third system features guitar chord diagrams for G (x00032) and C7 (x32010). The vocal line is silent. The piano accompaniment continues with the same rhythmic pattern.

A7

D7

D.S. % al Coda

...end solo) I'm a

The fourth system features guitar chord diagrams for A7 (x02020) and D7 (xx0232). The vocal line is silent. The piano accompaniment continues with the same rhythmic pattern. The system concludes with the instruction "D.S. % al Coda" and the lyrics "...end solo) I'm a".

*Coda*

red - neck girls like me. (Hell yeah!\_

(Hell yeah!\_ (Hell yeah!\_ Hell yeah!\_

(Hell yeah!\_) I said, "Hell yeah!"

The musical score consists of three systems. Each system includes a vocal line and a piano accompaniment. The first system starts with a 'Coda' section and features guitar chords for C, Bb, and G. The lyrics are 'red - neck girls like me. (Hell yeah!\_'. The second system continues the vocal line with '(Hell yeah!\_ (Hell yeah!\_ Hell yeah!\_'. The third system concludes with '(Hell yeah!\_) I said, "Hell yeah!"'. The piano accompaniment features a steady bass line and chords that support the vocal melody.

*Verse 2:*  
 Victoria's Secret,  
 Well, their stuff's real nice.  
 Oh, but I can buy the same damn thing  
 On a Wal-Mart shelf, half price  
 And still look sexy,  
 Just as sexy as those models on TV.  
 No, I don't need no designer tag  
 To make my man want me.  
 You might think I'm trashy,  
 A little too hard-core,  
 But in my neck of the woods,  
 I'm just the girl next door.  
 (To Chorus:)

# RIGHT TO BE WRONG

Words and Music by Desmond Child, Betty Wright and Joss Stone

♩ = 70 **Gentle ballad**






3

I've got a right to be






5

wrong, my mistakes will


7  



make me strong. I'm step-ping out\_\_\_\_\_ in - to the




9  



great un - known, I'm feel-ing wings\_\_\_\_\_ though I've ne-




11  

- ver flown. Got a mind of my\_





13  


own, I'm flesh and\_ blood\_\_\_\_\_








15  

to the bone, I'm not made of stone. Got a right to be




17   N.C.

wrong, so just leave me a - lone...






19  





21 

Got - ta right to be wrong, I've been held down too long...





23  

I've got to break free\_\_\_\_\_ so I can fi - nal - ly breathe...

25  



Got a right to be wrong,\_\_\_\_\_ got - ta sing my own song,...

27  



I might be sing - in' out - ta key\_\_\_\_\_ but it sure feels\_ good to

29  



me. Got a right\_\_\_\_\_ to be\_\_\_\_\_ wrong,...

31 **I. G**  N.C. **D<sup>5</sup>**  2fr




so just leave me a - lone.

33 **A**  **G<sup>7</sup>** 




You're en - ti - tled to your o - pin - ion, but it's real - ly my de - ci - sion. I

35 **D<sup>7</sup>**  **Bm<sup>7</sup>** 


can't turn back I'm on a mis - sion, if you care, don't you dare blur my vi - sion.

37 **Am**  **A**  **G** 

Let me be all that I can be, don't smo - ther me with ne - ga - ti - vi - ty.

39   

What-ev - er's out there wait - ing for me, I'm gon - na face it will - ing - ly!





Detailed description: This system contains measures 39 and 40. The vocal line starts with a treble clef and a key signature of two sharps (F# and C#). The lyrics are "What-ev - er's out there wait - ing for me, I'm gon - na face it will - ing - ly!". The piano accompaniment consists of a right hand with eighth-note chords and a left hand with a simple bass line. Chord diagrams for D7, A7, and A7sus4 are provided above the staff.

41  N.C.


Oh! Got a right to be so just leave






Detailed description: This system contains measures 41 and 42. The vocal line continues with "Oh! Got a right to be so just leave". The piano accompaniment features a right hand with eighth-note chords and a left hand with a bass line. A second ending bracket is shown in measure 42, with a "2." above it and a "G" chord diagram. The notation "N.C." (Natural Chord) is written above the staff in measure 42.


44  

me a - lone.



Detailed description: This system contains measures 44 and 45. The vocal line has the lyrics "me a - lone.". The piano accompaniment has a right hand with eighth-note chords and a left hand with a bass line. Chord diagrams for D and Bm7 are provided above the staff.

47   



Detailed description: This system contains measures 47 and 48. The piano accompaniment continues with eighth-note chords in the right hand and a bass line in the left hand. Chord diagrams for Asus2, G, and D are provided above the staff.

# SICK AND TIRED

Words and Music by Dallas Austin, Glen Ballard and Anastacia Newkirk

♩ = 95



My love\_ is\_ on the line,







my love\_ is\_ on the line. My love\_ is\_ on the line, my love\_ is\_ on the line.


(De








My love\_ is\_ on the line, my love\_ is\_ on the line.  
la li a bib bot a wah de la\_ de. De la li a bib bot a wah de la\_ de.)










A lit-tle late\_\_ for all\_\_ the things you did-n't say,\_\_ I'm not sad\_\_ for you.\_\_  
 No\_\_ warn - ing of\_\_ such a sad\_\_ song\_\_ of brok - en hearts\_\_






But I'm sad\_\_ for all\_\_ the time I had to waste\_\_  
 My dreams of fai - ry tales and fan - ta - sies\_\_








'cause I learned\_\_ the truth\_\_  
 were torn\_\_ a - part\_\_



Your heart is in\_\_ a place\_\_ I no long - er wan - na be,\_\_  
 I lost my peace\_\_ of mind\_\_ some - where a - long\_\_ the way,\_\_



Dm Csus<sup>2</sup> G Dm

I knew there'd come a day I'd set you free 'cause } I'm sick and tired of  
 I knew there'd come a time you'd hear me say }

Csus<sup>2</sup> G Dm Csus<sup>2</sup> G

al-ways be-ing sick and tir - ed. (De la li a bib bot a wah de la de. De la li a bib bot a wah de la de.)

Am C G Dm Am C

Your love is - n't fair, you live in a world where you did - n't lis -

G Dm Am C G Dm

- ten and you did - n't care. So I'm float - ing, I'm float - ing on air.

F G<sup>6</sup> 1.  
To Coda Dm

(La li a bib bot a wah de la\_\_ de. De

Csus<sup>2</sup> G Dm Csus<sup>2</sup> G

I'm\_\_ on\_\_ air.\_\_  
 la li a bib bot a wah de la\_\_ de. De la li a bib bot a wah de la\_\_ de. De la li a bib bot a wah de la\_\_ de.)

2. F G F

My love\_\_ is\_\_ on the line, my love\_\_ is\_\_ on the line. My love\_\_ is\_\_ on the line,

G Am C G Dm

my love\_\_ is\_\_ on the line.





(La li a bib bot a wah de la de. De la li a bib bot a wah de la de.)

My love is on the line,

*D. al Coda*

*Coda*



my love\_

Your love\_ is - n't fair, you live in a world\_



where you did - n't lis - ten and you did - n't care. So I'm float-



N.C.

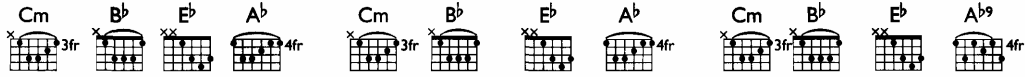
- ing, I'm float-ing on air\_

I'm float-ing, I'm float-ing on air\_

# SUNRISE

Words and Music by Lee Alexander and Norah Jones

♩ = 75



Sun -

Musical notation for the first system, including vocal line and piano accompaniment.

5

Chord diagrams for the second system: Bb, Cm, Bb, Eb, Cm, Eb, Ab.

- rise, sun - rise looks like morn - ing in your eyes, - but the clocks held nine fif - teen for

Musical notation for the second system, including vocal line and piano accompaniment.

8

Chord diagrams for the third system: Eb, Gm, Cm, Bb, Eb.

hours. Sun - rise, sun - rise, could - n't tempt us if it tried, 'cos the

Musical notation for the third system, including vocal line and piano accompaniment.

11

Cm 3fr      A<sup>b</sup> 4fr      E<sup>b</sup>      Cm 3fr      B<sup>b</sup>      E<sup>b</sup>      A<sup>b</sup> 4fr

af - ter - noon's al - rea - dy come\_ and gone.      And I said "Ooo, \_\_\_\_\_"

14

Cm 3fr      B<sup>b</sup>      E<sup>b</sup>      A<sup>b</sup> 4fr

ooo, \_\_\_\_\_

17

Cm 3fr      B<sup>b</sup>      E<sup>b</sup>      A<sup>b</sup> 4fr      Fm7      B<sup>b</sup>      Cm 3fr

ooo," \_\_\_\_\_ to you.      Sur - prise, sur - prise, could-n't

21

B<sup>b</sup>      E<sup>b</sup>      Cm 3fr      E<sup>b</sup>      A<sup>b</sup> 4fr      E<sup>b</sup>

find it in your eyes, but I'm sure it's writ - ten all o - ver my face.      Sur -

24

Gm Cm B<sup>b</sup> E<sup>b</sup> Cm A<sup>b</sup>

prise, sur-prise, ne-ver some-thing I could hide, when I see we made it through an-oth-er day,

27

E<sup>b</sup> Cm B<sup>b</sup> E<sup>b</sup> A<sup>b</sup> Cm B<sup>b</sup> E<sup>b</sup> A<sup>b</sup>

then I say "Ooo, ooo,

31

Cm B<sup>b</sup> E<sup>b</sup> A<sup>b</sup> Fm<sup>7</sup>

ooo", to you.

35

B<sup>b</sup> Cm B<sup>b</sup> E<sup>b</sup> Cm E<sup>b</sup> A<sup>b</sup>

38

$E^b$   $Gm$   $Cm$   $B^b$   $E^b$

Now the night,

41

$Cm$   $A^b$   $E^b$   $F/A$

Now the night,

44

$A^b$   $F/A$   $A^b$

will throw its cov - er down, mmm on me a - gain,

47

$F/A$   $A^b$   $F/A$

oo and if I'm right, it's the on - ly way\_ to

50

A<sup>b</sup> Cm B<sup>b</sup> E<sup>b</sup> A<sup>b</sup> Cm B<sup>b</sup> E<sup>b</sup> A<sup>b</sup>

bring me back. "Ooo, ooo,

54

Cm B<sup>b</sup> E<sup>b</sup> A<sup>b</sup> Fm7

ooo" to you.

58

Cm B<sup>b</sup> E<sup>b</sup> A<sup>b</sup> Cm B<sup>b</sup> E<sup>b</sup> A<sup>b</sup>

"Ooo, ooo,

62

Cm B<sup>b</sup> E<sup>b</sup> A<sup>b</sup> Fm7 E<sup>b</sup>

ooo", to you

# SITTING DOWN HERE

Words and Music by Lene Marlin Pedersen

♩ = 124

N.C.

I'm sit-ting down here\_ but hey,\_\_\_ you can't see\_\_\_ me,\_\_\_ (see\_\_\_ me,\_\_\_ see\_\_\_ me,\_\_\_ see\_

*no pedal*

me,\_\_\_ see\_\_\_ me.)\_\_\_

(Acoustic guitar)

D 5fr    A 5fr    Em 7fr



1. Your

G 3fr    A 5fr    D 5fr    A 5fr    Em 7fr    G 3fr    A 5fr



G  A 

words cut rath-er deep - ly, they're just some oth - er lies \_\_\_\_\_ I'm  
 (2.) try-ing to a - void\_\_\_ you, just don't wan - na hear\_ your voice,\_\_\_ when you




*with pedal*

D  A  G 

hid-ing from a dis - tance, I have got to pay the price.\_ De - fend-ing all\_ a - gainst it, I  
 call me up so of - ten I don't real-ly have a choice. You're talk-ing like you know me and

A  Bm7 

real - ly don't know why,\_\_\_ you're ob - sessed with all\_ my se - crets, you  
 wan - na be\_\_\_ my friend,\_\_\_ but that's real - ly\_\_\_ too late\_\_\_ now, I won't

A  G  A 

al-ways make me cry. \_\_\_ You <sup>(1,3.)</sup> seem to wan - na hurt\_ me, no mat-ter what I do, \_\_\_ I'm  
 try it once a - gain. \_\_\_ You may think that I'm\_ a los - er, that I don't real - ly care, \_\_\_ may





*(with pedal)*



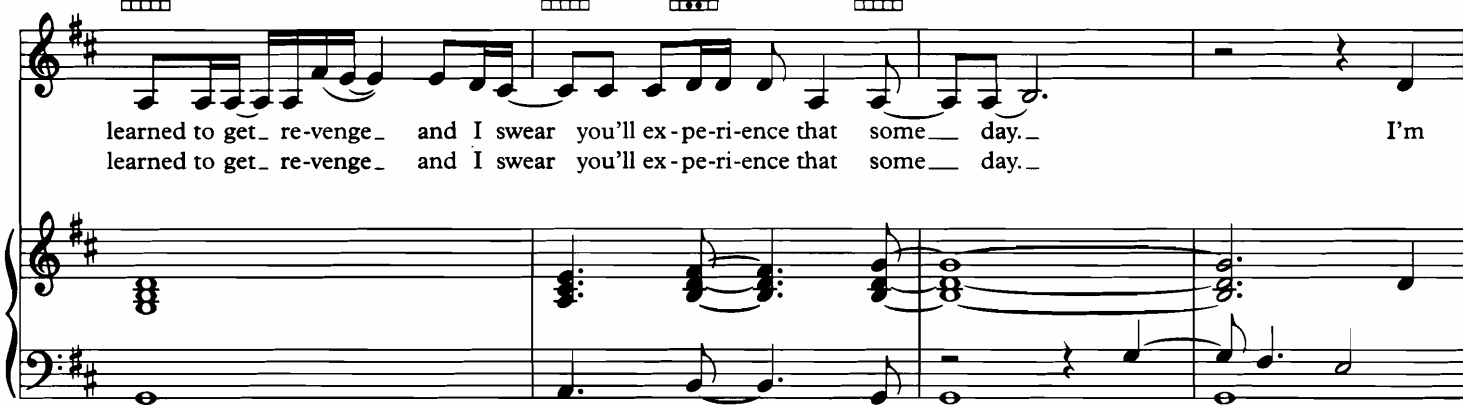
D  A/C#  Bm  A 




tell - ing just a cou - ple, but some - how it gets to you. But I've  
 think that it's for - got - ten, but you should be a - ware. 'Cause I've



G  3fr A  Bm  G  3fr


learned to get re-venge and I swear you'll ex-pe-ri-ence that some day. I'm  
 learned to get re-venge and I swear you'll ex-pe-ri-ence that some day.



D  5fr A  5fr Em  7fr

sit - ting down here but hey, you can't see me, kind - a in - vi - si - ble, you don't

*no pedal*



G  3fr A  5fr D  5fr A  5fr

— sense my stay. Not real - ly hid - ing, not like a sha - dow, just



Em **7fr** Bm7 **7fr** A **5fr** 1. D **5fr**

thought I\_\_\_ would join you for\_\_\_ one\_\_\_ day. I'm sit - ting down here\_\_\_ but hey, -

A **5fr** G **3fr**

\_\_\_ you can't see\_\_\_ me,\_\_\_ (see\_\_\_ me,\_\_\_ see\_\_\_ me,\_\_\_ see\_\_\_ me,\_\_\_ see\_\_\_ me.) 2. I'm not

2.,3. D **5fr** A **5fr** Em **7fr**

sit - ting down here\_\_\_ but hey,\_\_\_ you can't see\_\_\_ me,\_\_\_ kind - a in - vi - si - ble, you don't

G **3fr** A **5fr** D **5fr** A **5fr**

\_\_\_ sense my\_\_\_ stay. Not real - ly hid - ing,\_\_\_ not\_\_\_ like a sha - dow,\_\_\_ but

Em *x* 7fr      to Coda ⊕ Bm7 *x* 7fr      A *x* 5fr      D *x* 5fr      A *x* 5fr

sure I wan-na join\_ you for one\_ day. (Acoustic guitar)

Em *x* 7fr      G *x* 3fr      A *x* 5fr      D *x* 5fr      A *x* 5fr      Em *x* 7fr

*D. al Coda* G *x* 3fr      A *x* 5fr      ⊕ CODA      Bm7 *x* 7fr      A *x* 5fr      D *x* 5fr

3. You      \_ day. I'm sit - ting down here\_ but hey,




A *x* 5fr      Em *x* 7fr      G *x* 3fr      A *x* 5fr

\_ you can't see\_ me, kind - a in - vi - si - ble, you don't\_ sense my\_ stay.\_

D  5fr      A  5fr      Em  7fr





Not real - ly hid - ing, — not — like a sha - dow, — just thought I — would join you for — one —




Bm7  7fr      A  5fr      D  5fr      A  5fr





— day. — I'm sit - ting down here — but hey, — you can't see — me, —



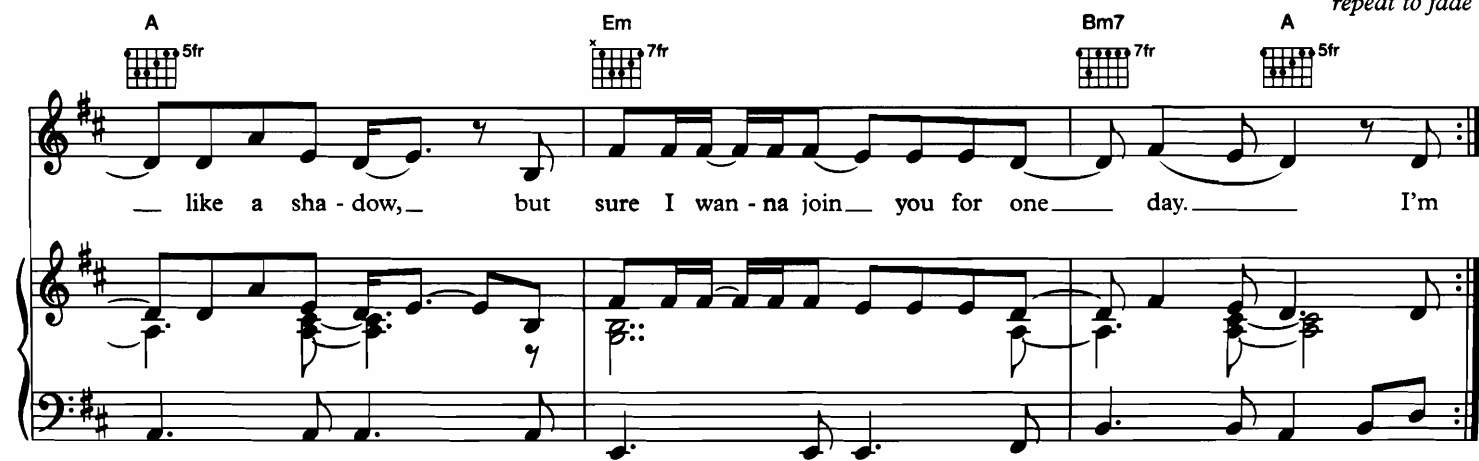
Em  7fr      G  3fr      A  5fr      D  5fr

kind - a in - vi - si - ble, you don't — sense my — stay. — Not real - ly hid - ing, — not —



A  5fr      Em  7fr      Bm7  7fr      A  5fr *repeat to fade*

— like a sha - dow, — but sure I wan - na join — you for one — day. — I'm



# STRICT MACHINE

Words and Music by Alison Goldfrapp, William Gregory and Nick Batt

♩ = 123    ♪♪ =  $\overset{3}{\text{♪}}$


(B $\flat$ )                      (D $\flat$ )                      (B $\flat$ )                      (D $\flat$ )                      (B $\flat$ )                      (D $\flat$ )

Musical notation for the first system, including piano accompaniment and guitar chords.

(B $\flat$ )                      (D $\flat$ )                                                                                        

I get high on a buzz, then a rush when I'm plugged in you.  
me a pulse, feel a wave of new love through me.

Musical notation for the second system, including piano accompaniment and guitar chords.

I connect when I'm flush, you get love.  
I'm dressed in white noise, you know just

Musical notation for the third system, including piano accompaniment and guitar chords.

B $\flat$ 5      D $\flat$ 5      B $\flat$ 5      D $\flat$ 5      B $\flat$ 5      D $\flat$ 5

— when told what to do.  
— what I want so please.

B $\flat$ 5      D $\flat$ 5      B $\flat$ 5      D $\flat$ 5      B $\flat$ 5      D $\flat$ 5      B $\flat$ 5      F5      A $\flat$ 5

1, 2. Won - der - ful e - lec - tric,  
3° Instrumental

B $\flat$ 5      D $\flat$ 5      B $\flat$ 5      D $\flat$ 5      B $\flat$ 5      D $\flat$ 5      B $\flat$ 5      F5      A $\flat$ 5

won - der - ful e - lec - tric,

To Coda ◊

B $\flat$ 5      D $\flat$ 5      B $\flat$ 5      D $\flat$ 5      B $\flat$ 5      D $\flat$ 5      B $\flat$ 5

won - der - ful e - lec - tric,      co - ver

Ab<sup>5</sup> Gb<sup>5</sup> F<sup>5</sup> N.C.

me, \_\_\_\_\_ you. I'm in love, \_\_\_\_\_

Ab<sup>5</sup> Bb<sup>5</sup> Ab<sup>5</sup> Bb<sup>5</sup> Ab<sup>5</sup> Bb<sup>5</sup>

I'm in love, \_\_\_\_\_ I'm in love \_\_\_\_\_ with a strict ma - chine.

Ab<sup>5</sup> Bb<sup>5</sup> Ab<sup>5</sup> Bb<sup>5</sup> Ab<sup>5</sup> Bb<sup>5</sup>

I'm in love, \_\_\_\_\_ I'm in love, \_\_\_\_\_ I'm in love.

1. N.C.

\_\_\_\_\_ with a strict ma - chine. \_\_\_\_\_ When you send.

2.

N.C.

*D. & al Coda*

I'm in love.---

**Coda**

N.C.



I'm in love,--- I'm in love,--- I'm in love---

Ab5

Bb5

Ab5

Bb5

Ab5

Bb5

--- with a strict ma - chine.--- I'm in love,--- I'm in love,---

Ab5

Bb5

Ab5

Bb5

Ab5

Bb5

*Repeat to fade*

I'm in love--- with a strict ma - chine.--- I'm in love,---



# SUPERSTAR

Words and Music by Mich Hansen, Joseph Belmaati and Mikkel Sigvardt

♩ = 102

N.C.(E<sup>b</sup>)

5

(D<sup>b</sup>)

(E<sup>b</sup>)

9

E<sup>b</sup>m



Peo - ple al - ways talk a - bout (ey oh, ey oh, ey oh.) all the things they're al a - bout.  
 Ba - by take a look a - round, (ey oh, ey oh, ey oh.) ev - 'ry - bo - dy's get - ting down.

12

D<sup>b</sup>

(ey oh, ey oh, ey oh.) Write it on a piece of pap - er,  
 (ey oh, ey oh, ey oh.) Deal with all the prob - lems lat - er.

E<sup>b</sup>m

15

got a feel - ing I'll see you lat - er. There's some - thing  
 Bad boys on their best be - ha - viour. There's some - thing

E<sup>b</sup>m

17

'bout this, - } let's keep it mov - ing, - and if it's good let's - just get some - thing  
 'bout you - }

D<sup>b</sup>

20

cook - ing, - 'cause I real - ly wan - na rock with you. I'm

E<sup>b</sup>m



N.C.

22




feel - ing some con - nec - tion to the things you do. (You do, - you do.) - I don't know

25  


what it is \_\_\_\_\_ that makes me feel like this, \_\_\_\_\_ I don't know who you are, \_\_\_\_\_ but you must

28  



be some kind of sup - er - star, 'cause you got all eyes on you no mat - ter

31  **To Coda**  

where you are. (You just make me wan - na play.) I like the way you're mov - ing, -

34 

(ey oh, ey oh, ey oh.) I just get in - to the grove and then. (you just make me wan - na play.)

37  

If you just put pen to pap - er, (ey oh, ey oh, ey oh.) Got that feel-ing I'll see you lat - er.

40 N.C. (Eb)

(ey oh, ey oh, ey oh.) Make your move, \_\_\_\_\_ can we get a lit - tle clos - er?\_

43 (Db)

— You \_\_\_\_\_ rock it just like you're sup-posed to. \_\_\_\_\_ Hey, \_\_\_\_\_

**D.º al Coda**

(ad lib. vocal)

46 (Eb)

boy I ain't got no-thing more to \_\_\_\_\_ say \_\_\_\_\_ 'cause you just make me wan - na

**Coda**



49

(you just make me wan - na I don't know what it is that makes me play.)

7

51

feel like this, I don't know who you are, but you must be some kind of

54




sup - er - star, 'cause you got all eyes on you no mat - ter where you are.

7

1. | 2.

57

(you just make me wan - na) I don't know (You just make me wan - na play.)

7

# SWEET DREAMS MY L.A. EX

Words and Music by Cathy Dennis, Pontus Winnberg, Christian Karlsson and Henrik Jonback

♩ = 128



Musical notation for the first system, including guitar chords and piano accompaniment.



5

1. Hey, hang your red gloves up 'cause there's no - thing left to prove  
 2. We've had it on full sting, 'til the light comes back to you

Musical notation for the second system, including lyrics and piano accompaniment.



8

now Hey, hang your red gloves up ba - by,  
 now Hey, is it all it seems, is it

Musical notation for the third system, including lyrics and piano accompaniment.



11

no - one cares but you.  
all you dreamed and more?

13



What pla - net are you from? Ac - cuse me of things that I

16



ne - ver done. List - en to you carry - ing on,

19



cheat - ing an - oth - er love song



21

If I were in your shoes, I'd whisper before I

Musical score for measures 21-23. The system includes a vocal line and a piano accompaniment. The key signature has three sharps (F#, C#, G#). The vocal line starts with a quarter note 'If', followed by a half note 'I', a quarter note 'were', a quarter note 'in', a quarter note 'your', a quarter note 'shoes,' with a comma, a quarter rest, a quarter note 'I'd', a quarter note 'whis-', a quarter note 'per-', a quarter note 'be-', a quarter note 'fore', and a quarter note 'I'.



24

shout. Can't you stop play - ing that re - cord a - gain? Find

Musical score for measures 24-26. The system includes a vocal line and a piano accompaniment. The key signature has three sharps. The vocal line starts with a quarter rest, a quarter note 'shout.', a quarter rest, a quarter note 'Can't', a quarter note 'you', a quarter note 'stop', a quarter note 'play -', a quarter note 'ing', a quarter note 'that', a quarter note 're -', a quarter note 'cord', a quarter note 'a -', a quarter note 'gain?', a quarter note 'Find'.



27

some - bo - dy else to talk a - bout.

Musical score for measures 27-28. The system includes a vocal line and a piano accompaniment. The key signature has three sharps. The vocal line starts with a quarter note 'some -', a quarter note 'bo -', a quarter note 'dy', a quarter note 'else', a quarter note 'to', a quarter note 'talk', a quarter note 'a -', a quarter note 'bout.'.



29

If I were in your shoes, I'd wor - ry of the ef -

Musical score for measures 29-31. The system includes a vocal line and a piano accompaniment. The key signature has three sharps. The vocal line starts with a quarter note 'If', a quarter note 'I', a quarter note 'were', a quarter note 'in', a quarter note 'your', a quarter note 'shoes,', a quarter rest, a quarter note 'I'd', a quarter note 'wor -', a quarter note 'ry', a quarter note 'of', a quarter note 'the', a quarter note 'ef -'.





32

A  Dm 


- fects... You've had your say but now it's my turn,







35

B<sup>b</sup>  A 


sweet dreams my L. A. ex.









37

Am7  D7  Gm7  3fr C7 


Does it make you feel a man, point - ing the fin - ger be - cause you can?






41

Am7  D7  Gm7  3fr C7  B7  Bb7 

I'll spell it loud and clear: Ba - by that tongue's not wel - come a - round here.



45

A  Dm  Bb 

You turned the ci - ty 'round. (L. A. ex.) D'you think I give a damn?

48

A 

(L. A. ex.) D'you think that I'm the fair - er

50

Dm  Bb  N.C.

S - E - X? Sweet dreams my L. A. ex.

53

A  Dm  Bb 



56

Musical notation for measures 56-58. The system includes a vocal line with rests, a piano right-hand part with chords and eighth-note patterns, and a piano left-hand part with a steady eighth-note bass line.



59

Musical notation for measures 59-60. The system includes a vocal line with rests, a piano right-hand part with chords and eighth-note patterns, and a piano left-hand part with a steady eighth-note bass line.



61

Musical notation for measures 61-63. The system includes a vocal line with lyrics: "If I were in your shoes, I'd whisper before I", a piano right-hand part with chords and eighth-note patterns, and a piano left-hand part with a steady eighth-note bass line.



64

Musical notation for measures 64-66. The system includes a vocal line with lyrics: "shout. Can't you stop playing that record again? Find", a piano right-hand part with chords and eighth-note patterns, and a piano left-hand part with a steady eighth-note bass line.



67

some - bo - dy else \_\_\_\_\_ to talk a - bout \_\_\_\_\_

Musical score for measures 67-68. The system includes a vocal line with lyrics, a piano accompaniment with treble and bass staves, and two guitar chord diagrams: Bb (x21332) and A (x02221).



69

If I \_\_\_\_\_ were in your shoes, \_\_\_\_\_ I'd wor - ry \_\_\_\_\_ of the ef -

Musical score for measures 69-71. The system includes a vocal line with lyrics, a piano accompaniment with treble and bass staves, and two guitar chord diagrams: Dm (xx0232) and Bb (x21332).



72

- fects \_\_\_\_\_ You've had your \_\_\_\_\_ say \_\_\_\_\_ but now it's \_\_\_\_\_

Musical score for measures 72-73. The system includes a vocal line with lyrics, a piano accompaniment with treble and bass staves, and one guitar chord diagram: A (x02221).



N.C.

74

my \_\_\_\_\_ turn. sweet dreams my \_\_\_\_\_ L. A. ex \_\_\_\_\_

Musical score for measures 74-75. The system includes a vocal line with lyrics, a piano accompaniment with treble and bass staves, and one guitar chord diagram: Dm (xx0232). The system concludes with a double bar line.

# THESE WORDS

Words and Music by Stephen Kipner, Andrew Frampton, Natasha Bedingfield and Wayne Wilkins

♩ = 100



N.C.(B<sup>b</sup>)

(F)

These words are my own. Yeah.

Musical notation for the first system, including vocal line and piano accompaniment.



4

1. Threw some chords to - ge - ther,  
(Verse 2 see block lyrics)

the com - bi - na - tion D - E - F

Musical notation for the second system, including vocal line and piano accompaniment.








6


it's who I am, it's what I do, and I was gon - na lay it down for you.

Musical notation for the third system, including vocal line and piano accompaniment.



8

F  Dm  Dm  C/E  F 


I try to foc - us my at - ten - tion, but I feel so A - D - D.



10




B $\flat$   F 

I need some help, some in - spi - ra - tion, but it's not com - ing ea - si - ly.




Not 2°



12

Gm  Dm  Gm  3fr


Try'n to find the mag - ic, try'n to write a clas - sic, don't you know?\_ Don't you know?\_








15


Dm  Gm  3fr Dm  3fr




— Don't you know?\_ Waste bin full of pap - er, clev - er rhymes\_ see you lat - er.




18     







These words are my own, from my heart flow, I




21   






love you, I love you, I love you, I love you. There's no other




23      




— way to bet - ter say I love you, love you.










26     

These words are my own, from my heart flow, I



29   

love you, I love you, I love you, I love you. — There's no o - ther —

31       To Coda 

— way to bet - ter — say I love — you, love you.

34 N.C.(Dm)

I'm get-ting off my stage, the cur - tains — pull a - way. No —

36

— hy - per-bole — to hide be - hind — My nak - ed soul ex - pos - ed.



39

Woah, woah, woah, woah, woah

42

Gm 3fr

Dm

Try'n to find the mag - ic, try'n to write a clas - sic,

44

Gm 3fr

N.C.

**D. % al Coda**  
(no repeats)

waste bin full of pap - er, clev - er rhymes... see you lat - er.

**Coda**

46

F F

Dm Dm

C/E C/E

F F

These words are my own, they're from my heart.

48   

I love you, — I love you. —

50    

That's — all I got to say, can't think — of a bet - ter

52   N.C.

way and that's — all I got to say. I love — you, is that o - kay?

*Verse 2:*

Read some Byron, Shelley and Keats  
 Recited it over a hip-hop beat.  
 I'm having trouble saying what I mean  
 With dead poets and drum machines  
 You know I had some studio time booked  
 But I couldn't find a killer hook  
 Now you're gonna raise the bar right up  
 Nothing I write is ever good enough.

# TOXIC

Words and Music by Cathy Dennis, Pontus Winnberg, Christian Karlsson and Henrik Jonback

Fast ♩ = 144



Verse:

1. Ba - by, can't you see I'm call - in'? A guy like you  
2. There's no es - cape. I can't wait. I need a hit.  
3. It's get - ting late to give you up. I took a sip



should wear a warn - in'. It's dan - ger - ous. I'm fall - in'.  
Ba - by, give me it. You're dan - ger - ous. I'm lov - in' it.  
from the dev - il's cup. Slow - ly, it's tak - ing o - ver me.



1.

2.3.

Musical notation for the first system, featuring a guitar part with a Cm chord diagram and a piano accompaniment. The system includes two measures, with the second measure marked as a repeat (1. and 2.3.).

Pre-chorus:

Musical notation for the pre-chorus section, including lyrics and piano accompaniment. The lyrics are:
   
1. Too high, can't come down. Los - in' my head, spin - nin'
   
2. Too high, can't come down. It's in the air and it's



Musical notation for the second system, including lyrics and piano accompaniment. The lyrics are:
   
'round and 'round. Do you feel me now?
   
all a - round. Can you feel it now?



N.C.

Musical notation for the third system, featuring a piano accompaniment. The system includes two measures, with the second measure marked as a repeat (N.C.).

## Chorus:

Cm Eb7

Oh, the taste of your lips, I'm on a ride.

Musical notation for the first system, including vocal line and piano accompaniment.

D7 Db7 Cm

You're tox - ic. I'm slip - pin' un - der. Oh, the taste of a poi - son

Musical notation for the second system, including vocal line and piano accompaniment.

Eb7 Ab G7(#9) Db7

par - a - dise. I'm ad - dict - ed to you. Don't you know that you're tox - ic?

Musical notation for the third system, including vocal line and piano accompaniment.

Cm Eb7 D7

— And I love what you do. Don't you

Musical notation for the fourth system, including vocal line and piano accompaniment.

D $\flat$ 7



Cm



E $\flat$ 7



know that you're tox - ic? \_\_\_\_\_

1.



G7(#9)



D $\flat$ 7



*D.S.*  $\%$

2.



G7(#9)



N.C.

Don't you know that you're tox - ic? \_\_\_\_\_

First system of musical notation. The vocal line consists of three measures of rests. The piano accompaniment features a steady eighth-note bass line in the left hand and a melody in the right hand.

Second system of musical notation. The vocal line has three measures of rests followed by the lyrics "Oh, the". The piano accompaniment continues with the same rhythmic pattern.

*Chorus:*

Cm

Guitar chord diagram for Cm: x33333

E $\flat$ 7

Guitar chord diagram for E $\flat$ 7: xx0233

D7

Guitar chord diagram for D7: xx0232

Third system of musical notation. The vocal line contains the lyrics "taste of your lips, I'm on a ride. You're toxic." The piano accompaniment features a steady eighth-note bass line.

D $\flat$ 7

Guitar chord diagram for D $\flat$ 7: xx0231

Cm

Guitar chord diagram for Cm: x33333

E $\flat$ 7

Guitar chord diagram for E $\flat$ 7: xx0233

Fourth system of musical notation. The vocal line contains the lyrics "I'm slip-pin' under. Oh, the taste of a poison par-a-dise. I'm ad-". The piano accompaniment continues with the eighth-note bass line.

1.

A $\flat$  G7(#9) D $\flat$ 7

dict - ed to you. Don't you know that you're tox - ic?

2.

G7(#9) D $\flat$ 7 Cm Eb7

know that you're tox - ic? In - tox - i - cate me now, with your lov - in' now.

D7 D $\flat$ 7 Cm

I think I'm read - y now. *I think I'm ready now.* In - tox - i - cate me now,

E $\flat$ 7 A $\flat$  N.C.

with your lov - in' now. I think I'm read - y now.

8va-----



# WHOLE AGAIN

Words and Music by Andrew McCluskey, Stewart Kershaw, Bill Padley and Jeremy Godfrey

**♩ = 94**

E5  B5  E5  B  Bsus4  B 



**E** 

1. If you see me walk-ing down— the street,— star - ing at— the sky,—



**C#m**  **C#m/B**  **A** 

— and drag-ging my— two feet,— you just pass me by.— It still makes me



B E B Bsus4 B

cry, — but you can make me whole — a - gain. —

E C#m

2. If you see me with an - oth - er man, — laugh - ing and — jok - ing, do - ing what I can, —  
 3. Time is lay - ing hea - vy on my heart, — seems I've got — too much of it since we've been a - part. —

C#m/B A B

I won't put you down, — 'cos I want you a - round, — and you can make me  
 My friends make me smile, — if on - ly for a while; — you can make me

E B Bsus4 B E

whole - a - gain. — }  
 whole - a - gain. — } Look - ing back on when we first met, I — can - not es -

B  A 

3





- cape— and I can - not for - get. — Ba - by you're the one, you— still turn me




1. B  Bsus4  B  2. B  Bsus4  B 

on,— and you can make me whole— a - gain.—



A  C#m  B  C#m 

*Spoken:* So now I'll have to wait, but baby if you change your mind don't be too late, 'cos I just can't go on,



A  B  E  Bsus4  B  Badd9  B 

it's already been too long, but you can make me whole again.





3

Look-ing back on when we first met, I can-not es - cape and I can - not for - get.



Ba - by you're the one you still turn me on, and you can make me

1.

2.



whole a - gain. Huh, woh. Oh ba - by you're the



N.C.



one, you still turn me on, you can make me whole a - gain.

# THEY

Words and Music by Ward Swingle, Jem Griffiths and Gerard B. Young Jr

**Moderately Fast**

Fm      Fm/C      C      C7(no3)      C7/F      Fm      Fm/B<sup>b</sup>      B<sup>b</sup>m<sup>6</sup>      C7(no3)      C7(no3)/F      Fm

5

Fm      Fm/C      C      C7(no3)      C7(no3)/F      Fm      Fm/B<sup>b</sup>      B<sup>b</sup>m<sup>6</sup>      Bdim7      Fm/C      C

9

Fm      C7(no3)      Fm      C7(no3)      Fm      C7(no3)      Fm      C7(no3)

13

Fm C7(no3) Fm C7(no3) Fm C7(no3)

1. Who made up all the rules? We fol - low  
2. And it's i - ro - nic too, coz what we

16

Fm C7(no3) Fm C7(no3) Fm C7(no3)

them like fools. Be - lieve them to be true,  
tend to do is act on what they say,

19

Fm C7(no3) Fm C7(no3)

don't care then to it think is them through. }  
and then it is that way. }

21

Fm Fm/Bb Bbm Eb Eb/Ab Ab Fm Fm/Bb Bbm C7(no3) C7(no3)/F Fm

I'm sor - ry, so sor - ry, I'm sor - ry it's like this.

25

Fm Fm/B<sup>b</sup> B<sup>b</sup>m E<sup>b</sup> E<sup>b</sup>/A<sup>b</sup> A<sup>b</sup> Fm Fm/B<sup>b</sup> B<sup>b</sup>m

I'm sor - ry, so sor - ry, I'm sor - ry

28

C7(no<sup>3</sup>) C7(no<sup>3</sup>)/F Fm Fm C7(no<sup>3</sup>)

we do this.

I.

30

Fm C7(no<sup>3</sup>) Fm C7(no<sup>3</sup>) Fm C7(no<sup>3</sup>)

33

Fm C7(no<sup>3</sup>) Fm C7(no<sup>3</sup>) Fm C7(no<sup>3</sup>) Fm C7(no<sup>3</sup>)

Who are\_ they? Where are\_ they? How can\_ they pos - si - bly know all this?

2.

37

C Fm/C Dm<sup>7</sup>(no<sup>5</sup>)/C C C Fm/C Dm<sup>7</sup>(no<sup>5</sup>)/C C

41

Fm Fm/C C C<sup>7</sup>(no<sup>3</sup>) Gm(no<sup>5</sup>)/F Fm Fm/B<sup>b</sup> B<sup>b</sup>m<sup>6</sup>

Do you see what I see? Why do we

44

C C/F Fm Fm Fm/C C C<sup>7</sup>(no<sup>3</sup>) Gm(no<sup>5</sup>)/F Fm

live like this? Is it be - cause it's true

47

Fm/B<sup>b</sup> B<sup>b</sup>m<sup>6</sup> C C/F Fm Fm/B<sup>b</sup> B<sup>b</sup>m

that ig - no - rance is bliss? Who are they?



50

E<sup>b</sup> E<sup>b</sup>/A<sup>b</sup> A<sup>b</sup> Fm Fm/B<sup>b</sup> B<sup>b</sup>dim C7 C7/F Fm

Where are they? How do they know all this?

53

Fm/B<sup>b</sup> B<sup>b</sup>m E<sup>b</sup> E<sup>b</sup>/A<sup>b</sup> A<sup>b</sup> Fm Fm/B<sup>b</sup> B<sup>b</sup>dim C7 C7/F Fm

I'm sor - ry, so sor - ry. I'm sor - ry it's like this.  
we do this.

57

Fm Fm/C C C7(no3) C7/F Fm Fm/B<sup>b</sup> B<sup>b</sup>m6 C7(no3) C7(no3)/F Fm

61

Fm Fm/C C C7(no3) C7(no3)/F Fm Fm/B<sup>b</sup> B<sup>b</sup>m6 Bdim7 Fm/C C

# POP DIVAS

OVER 30 SONGS FROM THE GREATEST DIVAS OF POP, ARRANGED FOR PIANO AND VOICE WITH GUITAR CHORD BOXES.

- BABY BOY BEYONCÉ  
BEHIND THESE HAZEL EYES KELLY CLARKSON  
BIOLOGY GIRLS ALoud  
BRING ME TO LIFE EVANESCENCE  
CAN'T FIGHT THE MOONLIGHT LEANN RIMES  
CAN'T GET YOU OUT OF MY HEAD KYLIE MINOGUE  
COME CLEAN HILARY DUFF  
COMPLICATED AVRIL LAVIGNE  
FALLIN' ALICIA KEYS  
GENIE IN A BOTTLE CHRISTINA AGUILERA  
GROOVEJET (IF THIS AIN'T LOVE) SPILLER  
HERE WITH ME DIDDY  
HUNG UP MADONNA  
I'M LIKE A BIRD NELLY FURTADO  
INNOCENT EYES DELTA GOODREM  
JUST LIKE A PILL PINK
- NO MORE DRAMA MARY J BLIGE  
OVER THE RAINBOW EVA CASSIDY  
PUSH THE BUTTON SUGABABES  
REDNECK WOMAN GRETCHEN WILSON  
RIGHT TO BE WRONG JOSS STONE  
SICK AND TIRED ANASTACIA  
SITTING DOWN HERE LENE MARLIN  
STRICT MACHINE GOLDFRAPP  
SUNRISE NORAH JONES  
SUPERSTAR JAMELLA  
SWEET DREAMS MY L.A. EX RACHEL STEVENS  
THESE WORDS NATASHA BEDINGFIELD  
THEY JEM  
TOXIC BRITNEY SPEARS  
WHOLE AGAIN ATOMIC KITTEN

FABER *f* MUSIC

FABER MUSIC • 3 QUEEN SQUARE • LONDON  
fabermusic.com