

CANTO DE OSSANHA

As recorded by Baden Powell

(From the 1968 Album BADEN)

Transcribed by BrazilOnGuitar

Words by Vinicius de Moraes

Music by Baden Powell

guitar tuning: D-A-D-G-B-E

♩ = 88

1

Gtr I

T							
A							
B	0	0	3	3	2	2	1 1

5

T							
A	0	0	3	3	2	2	1 1
B	0	0	3	3	2	2	1 1

11

T	3	3	3	3	3	3	3
A	1	1	0	0	3	3	2
B	2	2	1	1	0	0	3


18

T	3	3	3	3	3	3	3
A	2	2	1	1	0	0	2
B	3	3	2	2	1	1	0

24

T	3	3	3	3	3	3	3
A	0	2	2	3	3	2	3
B	1	1	0	0	3	3	2

29




T 3 1 1 3 | 3 3 3 3 | (3) 3 1 1 3 | 3 1 3 3 | (3) 3 1 1 3

A | | | | |

B 0 0 | 3 3 2 | (2) 2 | 1 1 0 | (0) 0

34




T 1 3 3 | (3) 3 1 1 3 | 1 1 3 3 | (3) 3 5 5 3 | 5 5 3 3

A | | | | |

B 3 3 2 | (2) 2 | 1 1 | 0 0 | 3 3

39

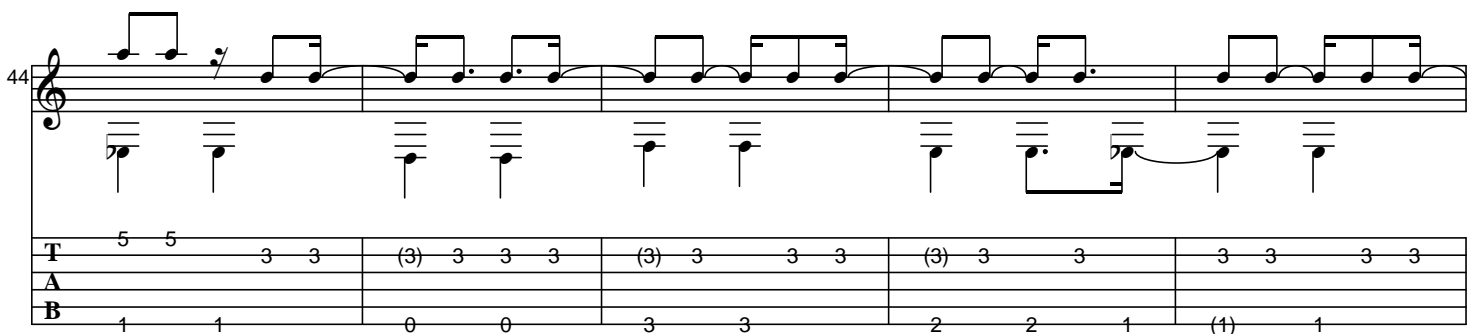


T 3 5 5 3 | 5 5 3 3 | (3) 3 5 5 3 | 5 5 3 3 | (3) 3 5 5 3

A | | | | |

B 2 2 | 1 1 | 0 0 | 3 3 | 2 2

44




T 5 5 3 3 | (3) 3 3 3 | (3) 3 3 3 | (3) 3 3 | 3 3 3 3

A | | | | |

B 1 1 | 0 0 | 3 3 | 2 2 1 | (1) 1

49



T 3 3 | 3 3 3 3 | (3) 3 3 | 3 3 3

A | | | | |

B 0 0 3 | (3) 3 | 2 2 1 | (1) 1 0

54

T 10 10 9 7 9 7 (7) 10 7 7 7 7 (7) 7 7 5 2 5 3 4 3 5
A 7 7 7 7 7 7 (7) 7 7 7 7 (7) 7 7 7 2 4 2 4 4 4
B 0

H P

58

T 3 2 0 3 0 0 3 2 (2) 0 0 0 (0) 3 2 0
A 5 4 4 5 4 0 0 0 0 1 (3) 3 3 3 0 (0) 3 0 0 2
B 2 2 2 2 0 2 2 2 2 2 2 2 0 0 0 0 0 0 0

62

T 10 9 7 (7) 10 7 7 7 7 (7) 5 2 5 (5) 3 3 5 (5) 5 3 2
A 7 7 7 7 7 7 7 7 7 7 7 7 4 (4) 2 4 4 4 5 4 4 5 4 0
B 0 0 0 0 0 0 0 0 0 0 0 0 0 4 0 5 5 4 4 5 4 0

1.
§

67

T 0 3 0 3 3 1 1 1 1 1 1 1 1 1 1 1 1 1 1 1
A 0 0 0 0 0 4 4 4 4 0 0 (0) 4 4 4 4 4 4 0 2
B 2 2 2 2 4 0 0 (0) 0 4 4 (4) 0 0 0 (0) 0 4 3

72

T 1 1 1 1 3 3 (3) 3 3 3 3 (3) 3 5 5 3
A 3 3 3 3 2 1 (1) 1 1 0 0 0 2 (3) 3 5 3
B 0 0 3 (3) 3 2 2 1 (1) 1 0 0 0 0 0

77

T 5 5 3 3 (3) 3 5 5 3 (3) 5 5 3 3 (3) 3 5 5 3 (3) 5 5 3 3

A

B 3 3 2 2 1 1 0 0 3 3

82

T 3 5 5 3 (3) 5 5 3 3 (3) 3 3 3 3 3 3 (3) 3 3

A

B 2 2 1 1 0 0 3 H(3) H 3 H 2 2 1

To Coda

87

T 3 3 3 3 (3) 3 3 3 3 3 3 (3) 3 3 3 3

A

B 1 H 0 H 0 H 3 H(3) H 3 H 2 2 1 (1) 1 0

2.

92

T 2 2 2 2 2 2 (1) 3 3 3 3 3 3 3 3

A

B 0 3 (3) 3 H 2 2 2 1 (1) 1

96

T 3 3 3 3 3 3 (3) 3 3 3 3 3 3 3 3 3 3

A

B 0 0 3 (3) 3 2 2 1 (1) 1 0 3 3 3 2 3 2

02

T 1 3 3 0 3 3 0 2 (2) 2 3 3 2 3 3 1 2 1 (1) 1 3 3 0
A
B 2 1 1 0 0 3 3 H 2 2

07

T 3 0 2 (2) 3 1 1 3 1 1 3 3 (3) 3 1 1 3 (3) 1 1 3 3
A (3) 2 1
B 1 1 0 0 3 3 2 2 1 1

12

T 1 1 3 3 (3) 1 1 3 3 (3) 1 1 3 3 (3) 1 1 3 3 (3) 5 3
A
B 0 0 3 3 2 2 1 1 0 0

17

T 5 3 5 (5) 3 5 3 5 3 (3) 5 3 5 (5) 3 5 3 5 3
A
B 3 3 2 2 1 1 0 0 3 3 2 2

23

T 5 3 3 (3) 1 2 1 2 1 2 1 2 (3) 3 3 3 (3) 3 3 3
A (2) 1 1 0
B 1 1 0 H 0 H H 3 H 3 H 2 2 1 1

Musical notation system 1 (measures 28-32). Includes treble clef, key signature (one sharp), and guitar tablature for strings T, A, and B. Includes a double bar line with repeat dots and a key signature change symbol (♭).

Musical notation system 2 (measures 33-36). Includes treble clef, key signature (one sharp), and guitar tablature for strings T, A, and B.

Musical notation system 3 (measures 37-41). Includes treble clef, key signature (one sharp), and guitar tablature for strings T, A, and B. Includes a key signature change symbol (♭).

D.S. al Coda

Musical notation system 4 (measures 42-46). Includes treble clef, key signature (one sharp), and guitar tablature for strings T, A, and B.

Musical notation system 5 (measures 47-50). Includes treble clef, key signature (one sharp), and guitar tablature for strings T, A, and B. Includes the instruction *sl.* under the bass line.

51

T
A
B

0 0 3 H (3) H 3 H 2 2 1 (1) 1

55

T
A
B

0 3 0 3 3 3 3 2 2 2 2 1 (1) 1 1 0

59

T
A
B

0 0 0 3 3 3 3 2 (2) 2 2 1 1 1 0 (0) 0 0 3

64

T
A
B

3 3 3 2 (1) 1 2 0 (0) 0 0 (1) 1 1 0 (0) 0 3

68

T
A
B

3 3 2 (0) 0 0 2 (2) 2 2 (2) 3 3 2 (1) 1 1 0 0 0 (1) 1 1 1 3 3 2 2

74

T
A
B

0 0 1 (1) 1 1 0 0 (3) 3 3 (3) 3 3 3 0 1 3 2

80

let ring-----| let ring-----|

T	3	1	3	2	3	1	1	3	1	3	0	3	1	3	0	3	1	3	2	3	1	3	2
A																							
B																							

84

let ring-----|

T	3	1	3	2	3	1	3	1	3	0	3	1	3	0	3	1	3	2	3	1	3	2	3	1
A																								
B																								

89

let ring-----| let ring-----|

T	3	1	3	3	0	3	1	3	1	3	1	3	3	1	3	1	3	1	3	1	3	2	3	1
A	1																							
B																								

93

let ring-----| let ring-----|

T	3	1	3	3	0	3	1	3	0	3	1	3	7	6	5	10	10	9	9	(9)	9	9	7	10
A																								
B																								

98

let ring-----|

T	8	8	10	10	(10)	6	6	7	5	6	5	10	9	9	9	10	10	8	6	6	7	7	
A																							
B																							

104

let ring-----|

T	7	7	7	7	6	7	7	5	5	7	8	5	7	7	7	7	7	6	7				
A																							
B																							

110

let ring-----|

T	7	5	7	5	0	(0)	10	10	10	13	13	13	13	13	13	13	13	13	12	10	13	11	10	12
A																								
B																								

P P

15

T 11 10 10 10 10 10 11 10 9 12 (0) 8 8 8 11 6 5 5 6 5 7

A 12 10 10 11 10 9 9 12 (0) 8 8 8 11 6 5 5 6 5 7

B P P P

20

T 6 5 7 6 5 7 6 5 7 6 5 7 6 5 7 6 5 7 5 7 5 7 4 7 5 7 6 5 6 6 5 8 8 6

A 6 5 7 6 5 7 6 5 7 6 5 7 6 5 7 6 5 7 5 7 5 7 4 7 5 7 6 5 6 6 5 8 8 6

B P P P P P sl. P P

24

T 5 7 5 6 5 7 5 7 5 6 6 4 7 6 5 7 3 5 6 5 3 5 (0) 8 6

A 5 7 5 6 5 7 5 7 5 6 6 4 7 6 5 7 3 5 6 5 3 5 (0) 8 6

B P H P P sl. H P P P

27

let ring----|

T 5 7 6 7 5 (0) 8 6 5 7 6 5 10 10 9 (9) 9 7 10 10 8 (8) 10 10 (0) 8

A 5 7 6 7 5 (0) 8 6 5 7 6 5 10 10 9 (9) 9 7 10 10 8 (8) 10 10 (0) 8

B P

31

T 10 10 (0) 6 10 10 (0) 6 10 10 (0) 9 10 10 (0) 8 10 10 8 10 10

A 10 10 (0) 6 10 10 (0) 6 10 10 (0) 9 10 10 (0) 8 10 10 8 10 10

B


35

T 3 3 3 (3) 3 1 2 3 3 3 (3) 3 3 3 (3) 3 3

A 3 3 3 (3) 3 1 2 3 3 3 (3) 3 3 3 (3) 3 3

B 0 0 3 3 H 2 2 1 1 0 0

140

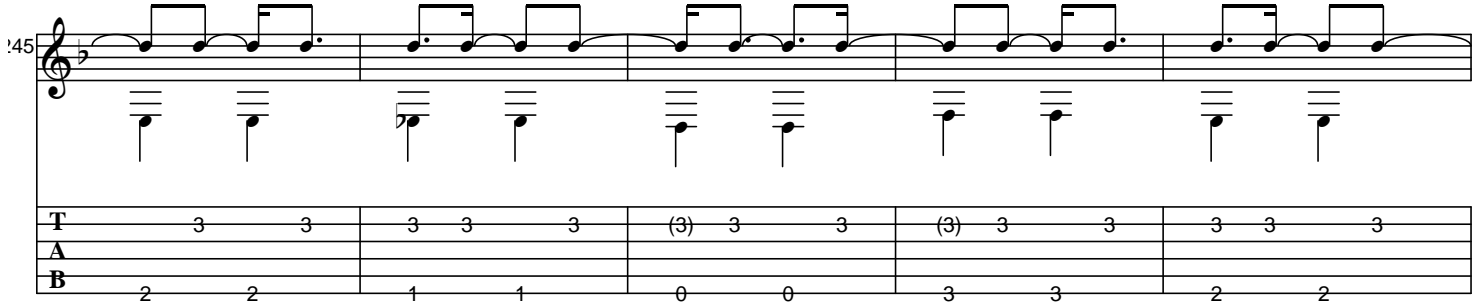


T 3 3 3 (3) 3 3 3 (3) 3 3 3 3 3 3 (3) 3 3 3

A

B 3 3 2 2 1 1 0 0 3 3

145




T 3 3 3 3 3 (3) 3 3 (3) 3 3 3 3 3 3

A

B 2 2 1 1 0 0 3 3 2 2

150



T 3 3 3 (3) 3 3 (3) 3 3 (3) 3 0 3 (3) 3 3 (3)

A

B 1 1 0 0 3 3 2 2 1 1 0 0