

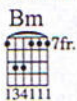
# MY FAVORITE MISTAKE

Words and Music by  
SHERYL CROW and JEFF TROTT

Moderate rock ♩ = 104

Intro:

Band tacet



Gtr. 1 (Electric)

*mf* slightly distorted tone  
hold throughout

Band enters 3rd time

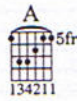
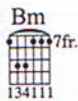


1. 2. 3.

4.

Oo.

Verse:



1. I woke up and called this morn - ing. The tone of your voice.  
2. Oh, your friends act sor - ry for me. They watch you pre - tend.

Rhy. Fig. 1

*sim.* (7)



Bm 7fr. 134111      C 8fr. 134211      G 3fr. 134211

— was a warn - ing      that you don't\_ care\_      for me\_      an - y - more\_  
 — to a - dore\_ me,      but I'm no\_ fool\_      to this game\_

TAB: 7 7 7 7 9 8 8 8 3 3

P.M.

Bm 7fr. 134111      A 5fr. 134211

end Rhy. Fig. 1

I made up the bed\_      Now here comes your se -

TAB: 9 7 7 9 7 7 7 9 7 7 7 (0)

Bm 7fr. 134111      A 5fr. 134211      Bm 7fr. 134111

— we sleep\_ in.      I looked at the clock\_      when you creep\_      in.  
 - cret lov - er.      She'll be un - like an - y\_      oth - er,

C 8fr. 134211      G 3fr. 134211      Bm 7fr. 134111

It's six a. m.\_      and I'm\_      a - lone.\_  
 un - til your      guilt\_      goes up\_      in flames.\_



Chorus:




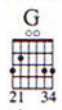
Gtr. 2  
(Acoustic)

Musical staff for Gtr. 2 (Acoustic) showing rhythmic patterns and chord changes.

1. Did you know, when you go, it's the per - fect end - ing  
2. Did you know, when you go, it's the per - fect end - ing

Musical staff for Gtr. 1 with lyrics and dynamics. Includes 'f' and 'hold' markings.

TAB for Gtr. 1: 7 7 7 7 3 2 2 3 3 3 0 0 3 0 0 3 0 0 3 2 4 0



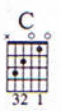
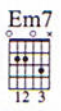
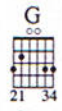
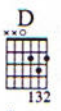
Musical staff for Gtr. 2 (Acoustic) showing rhythmic patterns and chord changes.

Musical staff for Gtr. 1 with lyrics and dynamics. Includes 'hold' markings.

to the bad bad day day I'd I got - ten just used be - gin - ning. }  
to the bad bad day day I'd I got - ten just used to spend - ing. }

Musical staff for Gtr. 1 with lyrics and dynamics. Includes 'hold' markings.

TAB for Gtr. 1: 2 2 2 3 3 3 0 0 3 3 2 4 2 0 2 0



Musical staff for Gtr. 2 (Acoustic) showing rhythmic patterns and chord changes.

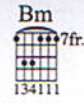
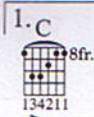
When you go, all I know is you're my fa - v'rite mis - take,

Musical staff for Gtr. 1 with lyrics and dynamics. Includes 'hold' markings.

TAB for Gtr. 1: 2 2 2 3 3 3 0 0 3 3 0 0 1 0 0 0



w/Fill 1 (Gtr. 3)

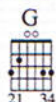
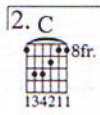


Gtr. 2 out

Musical notation for the first system, including a treble clef staff with a melodic line, a guitar staff with chords and a 'hold' instruction, and a TAB staff with fret numbers.

Musical notation for the second system, including a treble clef staff with a melodic line, a guitar staff with chords and a 'hold' instruction, and a TAB staff with fret numbers.

w/Fill 1 (Gtr. 3)



Musical notation for the third system, including a treble clef staff with lyrics "You're my fa - v'rite mis - take. Well,", a guitar staff with chords and 'hold' instructions, and a TAB staff with fret numbers.

**Fill 1**  
Gtr. 3  
w/tremolo effect

TAB: 4 7 9 (0) 9 / 2 5 7 7




Bridge:


  
 may - be noth - ing lasts for - ev - er, e - ven when you stay -


Gtrs. 1 & 2


  
 \*T = fret ⑥ w/thumb.

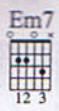
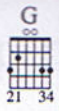

  
 to - geth - er. I don't need for - ev - er af - ter, but it's -




  
 your laugh - ter, won't let me go, so I'm hold - ing on this way.



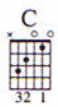
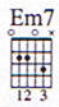
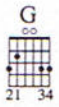
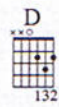
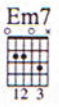




Musical staff with treble clef, key signature of two sharps (F# and C#), and a melodic line with a long slur over the first six measures.

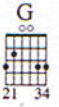
Rhy. Fig. 2

Rhythmic figure section with a treble clef staff showing chords and a guitar TAB staff below. Includes a 'hold' instruction with a dashed line.



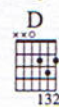
Musical staff with treble clef, key signature of two sharps, and a melodic line with slurs and 'hold' instructions. Includes a guitar TAB staff below.

w/Fill 1 (Gtr. 3)



Musical staff with treble clef, key signature of two sharps, and a melodic line with a 'hold' instruction.

Outro:  
w/Rhy. Fig. 2 (Gtrs. 1 & 2) 2 times

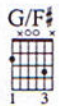
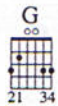
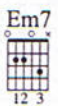
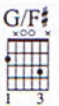
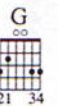
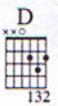
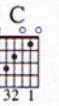


Musical staff with treble clef, key signature of two sharps, and a melodic line with a 'hold' instruction. Includes a guitar TAB staff below.

Did you know, could you tell

end Rhy. Fig. 2

Musical staff with treble clef, key signature of two sharps, and a melodic line with a 'hold' instruction. Includes a guitar TAB staff below.



Musical staff with treble clef, key signature of two sharps, and a melodic line with slurs.

you were the on - ly one\_ that I ev - er loved?\_ Now ev - 'ry - thing's\_ so wrong.\_



w/Fill 1 (Gtr. 3)

Em7 C G C(9) D G G/F# Em7 C

And did you see me walk - ing by?

D G G/F# Em7 D G G/F# Em7 C

Did it ev - er make you cry? Now you're my fa - v'rite mis - take.

w/Fill 1 (Gtr. 3) 3 times

G C(9) G Gsus G C

Now you're my fa - v'rite mis - take.

TAB

			3	3	3	1	0	1
			0	0	0	0	0	0
			3	3	3	3	3	3

G Gsus G C Bm

You're my fa - v'rite mis - take.

hold poco rit.

TAB

		3	1			3	1	0	1	0	3	1	1	1	1	2
		0	0			0	0	0	0	0	0	0	0	0	0	3
		3	2	0	3	0	0	0	0	0	3	3	3	3	3	2