

WAKE ME UP WHEN SEPTEMBER ENDS

Words by BILLIE JOE
Music by GREEN DAY

Moderately $\text{♩} = 104$

Verse 1:



1. Sum - mer_ has

mf



(with pedal)




come and passed, the in - no - cent_ can nev - er last.




Wake me up_ when Sep-tem - ber ends.



Like my fa - thers' come to pass, _ sev - en years has gone _ so fast. _








Wake me up _ when Sep-tem - ber ends. _









Here comes the rain a - gain, _ fall - ing from the stars. _








Drenched in _ my pain a - gain, _ be - com - ing who we _ are. _



G5 G5/F# G5/E G5/D

As my mem - o - ry rests, but nev - er for - gets what I lost.

C Cm G5

Wake me up when Sep - tem - ber ends.

G5

(Drums enter)

4 Verse 2:

GS GS/F | GS/E GS/D

2. Sum - mer_ has come and passed, the in - no-cent can nev - er last.

C Cm GS

Wake me up _ when Sep-tem - ber ends. _

GS GS/F | GS/E GS/D

Ring out _ the bells a - gain, like we did _ when spring_ be - gan. _

C Cm GS D/F |

Wake me up, _ when Sep-tem - ber ends. _

ES Bm C G5 D/F#

Here comes the rain a - gain . fall - ing from the stars .

ES Bm C D

Drenched in my pain a - gain , be - com - ing who we are .

G5 G5/F# G5/E G5/D

As my mem - o - ry rests, but nev - er for - gets what I lost .






C Cm G5 D/F#


Wake me up when Sep - tem - ber ends .





6 *Guitar Solo:*


E5  Bm  C 




G5  D/F#  E5  Bm  C 




Dsus  D  Dsus  D 




G5 


mf



Verse 3:




3. Sum - mer_ has come and passed, _ the in - no-cent_ can nev - er last. _






Wake me up _ when Sep-tem - ber ends. _





Like my fa - thers' come to pass, twen - tyyears has gone _ so fast. _





Wake me up _ when Sep-tem - ber ends. _



C Cm G5

Wake me up _ when Sep-tem - ber ends _

This system contains the first three measures of the piece. The vocal line starts with a quarter note G4, followed by quarter notes A4, B4, and C5. The piano accompaniment features a steady eighth-note bass line in the left hand and chords in the right hand. Chord diagrams for C, Cm, and G5 are provided above the staff.

C Cm G5

Freely

Wake me up _ when Sep-tem - ber ends. ____

mf *decresc.*

This system contains the next three measures. The vocal line continues with a quarter note G4, followed by quarter notes A4, B4, and C5. The piano accompaniment continues with the same rhythmic pattern. The instruction "Freely" is written above the staff, and "mf decresc." is written below the piano part in the final measure.

This system shows the piano accompaniment for the third system, consisting of three measures. The right hand has a sustained chord, and the left hand has a sustained bass note.

C Cm G5

mf

This system shows the piano accompaniment for the fourth system, consisting of three measures. The right hand has a sustained chord, and the left hand has a sustained bass note. The instruction "mf" is written below the piano part in the final measure.