

# NEVER THINK

Words and Music by SAM BRADLEY  
and ROBERT PATTINSON

With freedom

D

*mp*

G6 D G6

D G6 D

D/G D/E D

D5  5tr

G2 

G(add2) 

G2 



G(add2) 

G2 

Gmaj7 


D 





D/C# 


Bm7 




D/C# 

G2 

A 

Bm7 



A 

D 

D/E 

Should nev-er think — what's in your —





heart, — what's in our — home —



so I won't. —



You'll learn to hate — me, — but still



call me ba - by, — oh, — love, so call me by —

Bm7 A D

my name. — And — save —

Detailed description: This system contains the first two staves of music. The top staff is a vocal line with lyrics 'my name. — And — save —'. The bottom staff is a piano accompaniment. Above the vocal staff are three guitar chord diagrams: Bm7, A, and D. The music is in the key of D major (two sharps) and 4/4 time.

A/C# Bm7 A/C#

— your soul, — save — your soul — 'fore you're

Detailed description: This system contains the second two staves of music. The top staff continues the vocal line with lyrics '— your soul, — save — your soul — 'fore you're'. The bottom staff continues the piano accompaniment. Above the vocal staff are three guitar chord diagrams: A/C#, Bm7, and A/C#. The music continues in the key of D major and 4/4 time.

Gmaj7 A Bm7

too far — gone, — 'fore noth - ing — can be

Detailed description: This system contains the third two staves of music. The top staff continues the vocal line with lyrics 'too far — gone, — 'fore noth - ing — can be'. The bottom staff continues the piano accompaniment. Above the vocal staff are three guitar chord diagrams: Gmaj7, A, and Bm7. The music continues in the key of D major and 4/4 time.

A D A/C#

done. — Try to de-cide when — she'll lie on you in the

Detailed description: This system contains the final two staves of music. The top staff continues the vocal line with lyrics 'done. — Try to de-cide when — she'll lie on you in the'. The bottom staff continues the piano accompaniment. Above the vocal staff are three guitar chord diagrams: A, D, and A/C#. The music continues in the key of D major and 4/4 time.

Bm7  A/C# 

end. \_\_\_\_\_ Ain't got no fight in me in this whole\_ damn world, tell you you



Gmaj7  A 

hold off, \_\_\_\_\_ you choose to



Bm7  A 

hold on, \_\_\_\_\_ it's the one thing that I've \_



Gmaj7  A  Bm7 

\_\_\_\_\_ known. \_ Once I put my \_ coat on, com-ing out



A Gmaj7 A

in this all \_\_\_\_\_ wrong. \_\_\_\_\_ She's stand - ing out - side hold - ing me, — say - ing,

Bm7 A Gmaj7

"Oh, please, — I'm in love, \_\_\_\_\_ I'm in love." \_\_\_\_\_

A D/A D

Girl, \_\_\_\_\_ save your

A/C# Bm7 A/C#

soul, \_\_\_\_\_ go on, save your soul \_\_\_\_\_ be - fore -

Gmaj7

A

Bm7

— you're too far gone, and be-fore noth - ing \_\_\_\_\_ can

A

Gmaj7

A

be done. \_\_\_\_\_ 'Cause with - out me you got it

Bm7

A

all, \_\_\_\_\_ so hold on. \_\_\_\_\_ With-out me, you got it

Gmaj7

A

all, \_\_\_\_\_ hold \_\_\_\_\_ on. With-out me you

Bm7

A

got it all, — with - out me you got \_

Gmaj7

A

— it all, — so hold on. With-out me you got \_

Bm7

A

— it all, — so hold on. — With-out me \_

Gmaj7

A

D

— you got it all, — so hold — on. —